

---

# HOW TO DELETE YOUR PERSONAL DATA ON THE LEXUS MULTIMEDIA SYSTEM, LEXUS LINK APP AND MY LEXUS

---

BEFORE SELLING OR DISPOSING OF YOUR CAR

A range of personal data is registered on your Lexus Multimedia System, Lexus Link App and in My Lexus, to help provide you with a seamless customer journey.

When selling your Lexus, we advise you to remove all personal data from these systems.

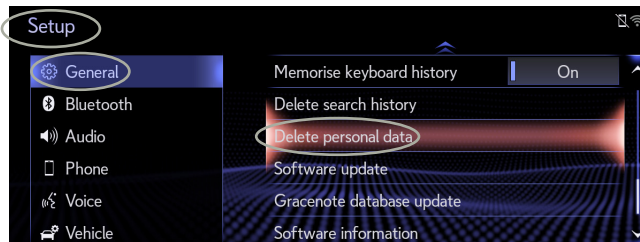
## LEXUS MULTIMEDIA SYSTEM

The following personal data may be stored in your Lexus Multimedia System:

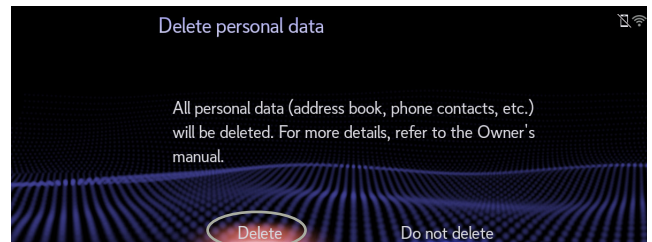
Contact data, Call history data, Favourites data, Image data, All phone settings & Message settings.

To remove your personal data from the Lexus Multimedia System please follow these steps:

1. Select "Setup" → "General" → "Delete personal data"



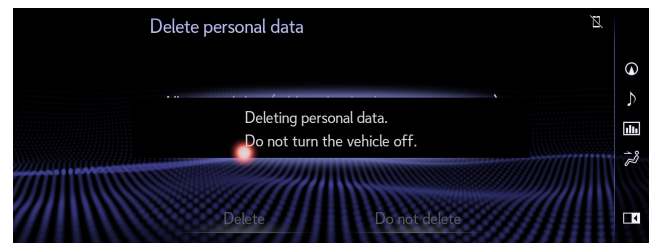
2. Select "Delete"



3. Select "Yes" when the confirmation screen appears.



4. Confirm that the data deletion is complete when the progression screen disappears.



Note: This card is not intended as a replacement for your vehicle's owner's manual; which we recommend you refer to for additional details and limitations. Lexus accepts no liability for these instructions and/or consequences of any actions taken based on the information provided.


# LEXUS LINK APP

After you have deleted your personal data from your Lexus Multimedia System it is your responsibility to remove your Lexus vehicle from the Lexus Link account, as specified in the Terms of Use.

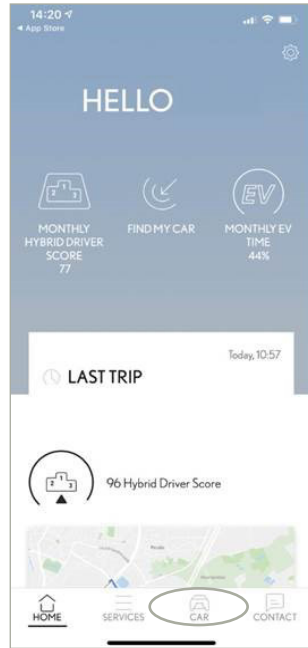
To remove your personal data from the Lexus Link App please follow the steps below:

Note: You will not be able to retrieve your data once its been deleted.

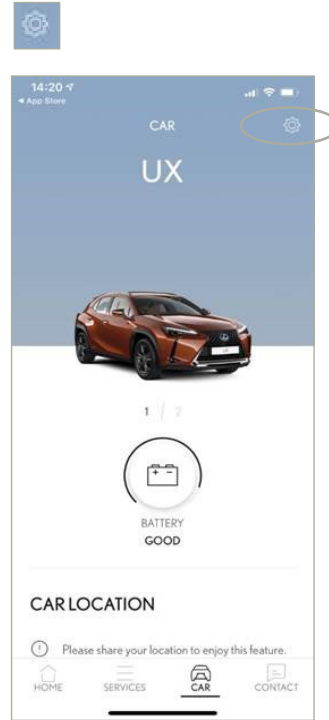
1. Open your Lexus Link



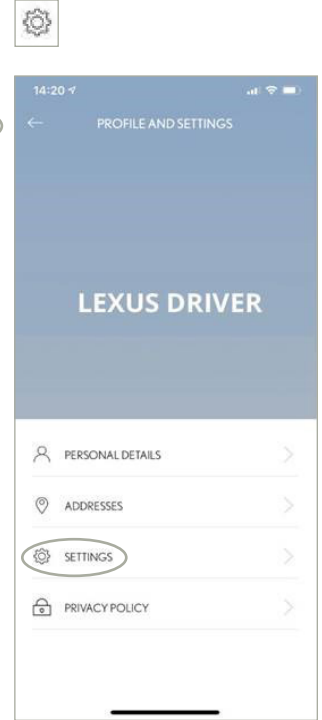
2. Click the Car icon and choose your car if you have more than one



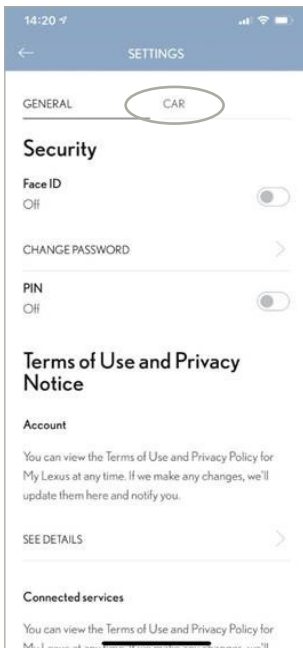
3. Select "Settings" icon



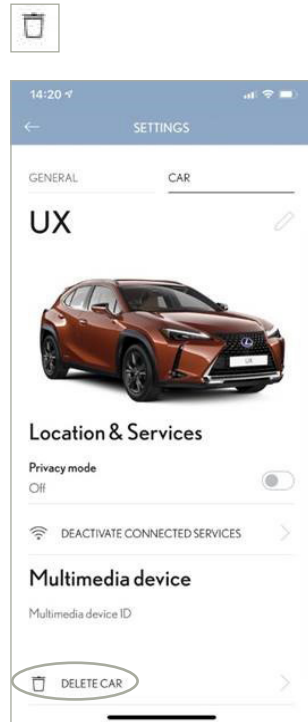
4. Select "SETTINGS"



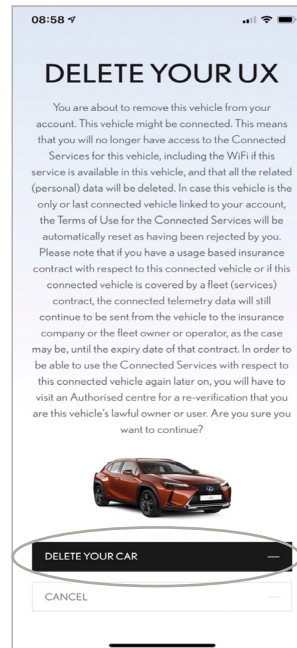
5. Select "CAR" tab



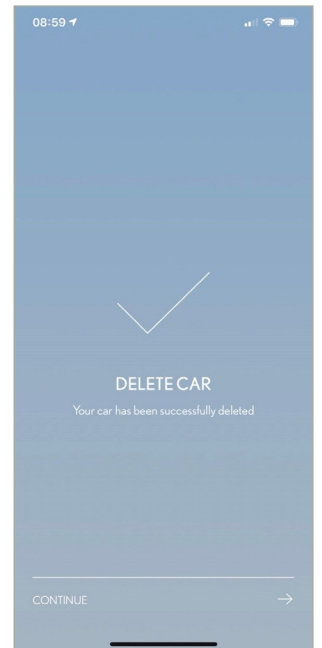
6. Select "DELETE CAR"



7. Select "DELETE YOUR CAR"



8. Confirm the completion of data deletion for your car



Note: This card is not intended as a replacement for your vehicle's owner's manual; which we recommend you refer to for additional details and limitations.

Lexus accepts no liability for these instructions and/or consequences of any actions taken based on the information provided.

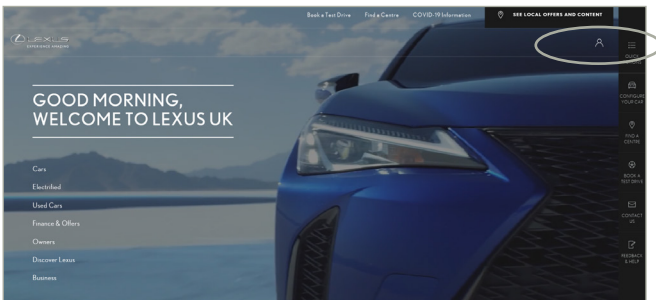
# MY LEXUS

After you have removed your Lexus Vehicle from the Lexus Link App it is your responsibility to remove your personal data from My Lexus, as specified in the Terms of Use.

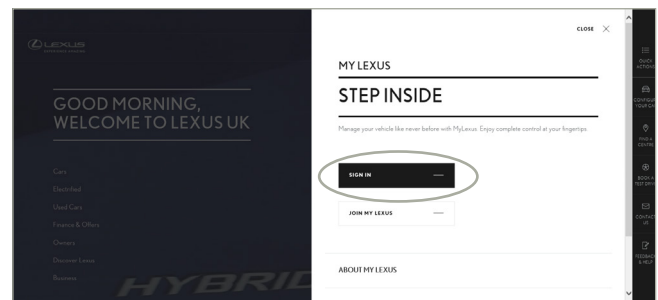
To remove your personal data from My Lexus please follow the steps below:

Note: You will not be able to retrieve your data once its been deleted.

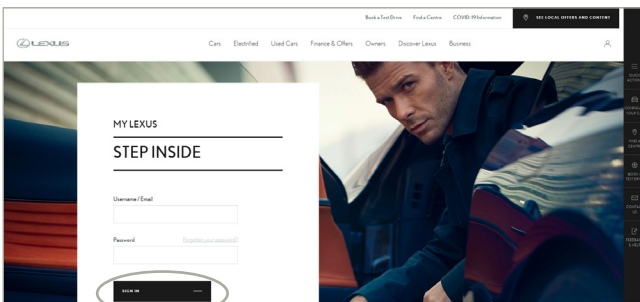
1. Click on My Account icon



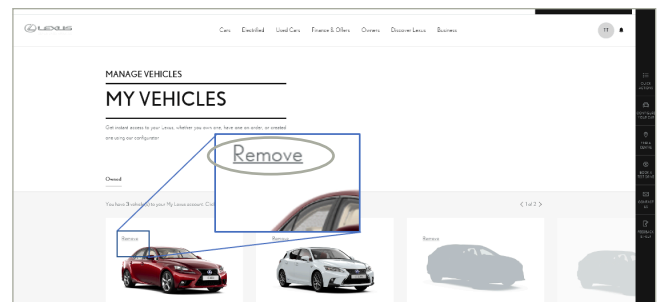
2. Select "SIGN IN"



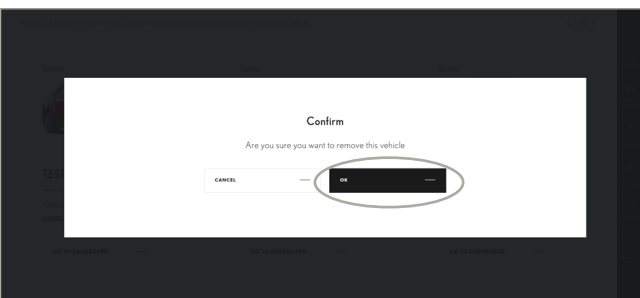
3. Sign in to your account



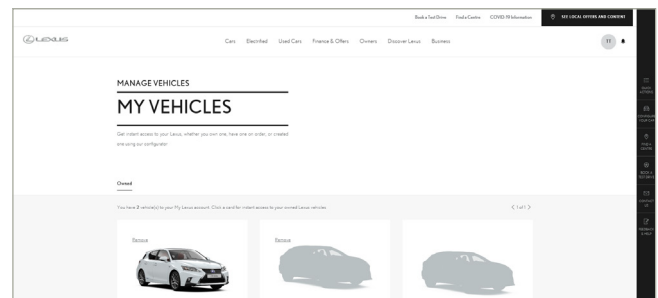
4. Click "Remove" from your car to be deleted



5. Select "OK"



6. Confirm the completion of data deletion for your car



Note: This card is not intended as a replacement for your vehicle's owner's manual; which we recommend you refer to for additional details and limitations.

Lexus accepts no liability for these instructions and/or consequences of any actions taken based on the information provided.