

RX



THE ALL-NEW RX | 450h+ | 350h | 500h



RX

At Lexus, we have a lot to be proud of. A leader in luxury car electrification for nearly 20 years. Over 2 million Lexus Self-Charging Hybrids on the road across the globe. Cars that stand out for their sophistication, proven quality and award-winning reliability.

These are impressive facts, but for Lexus, performance is more than just numbers. And electrification is more than just batteries and motors.

It's the chance to define a new kind of driving pleasure, where each journey radiates confidence, control and comfort. With your Lexus responding instantly to your every move, you'll enjoy a luxury that is personal, a luxury rooted in the uniquely crafted connection between car and driver.

Just drive the new RX 450h+ Plug-in Hybrid, RX 500h Performance Hybrid or RX 350h Self-Charging Hybrid and you'll know what we mean.

This is Lexus Electrified.



01.FEEL STRIKING
Pages 04-07

02.FEEL EXHILARATED
Pages 08-11

03.FEEL LUXURIOUS
Pages 12-13

04.FEEL REASSURED
Pages 14-15

05.FEEL CONNECTED
Pages 16-17

06.FEEL PIONEERING
Pages 18-23

07. MODELS
Pages 24-27

08.GRADES
Pages 28-29

09. FEATURES
Pages 30-33

10.TECHNOLOGY
Pages 34-43

11. F SPORT
Pages 44-47

12.ACCESSORIES
Pages 48-51

13.COLOURS
Pages 52-53

14.EQUIPMENT
Pages 54-59

15.TECHNICAL DATA
Pages 60-61

16.FEEL VALUED
Pages 62-63



Click right for more



FEEL STRIKING

"It's clearly an RX, but a completely new one. It's oozing with dynamic design and beauty inherited from past RX generations."

KENICH HIRAI,
RX EXTERIOR DESIGNER

CREATED TO STAY AHEAD

FROM FIRST GLANCE THE STUNNING ALL-NEW LEXUS RX
MAKES ITS MARK.

The story of the all-new Lexus RX excites from the start, with an iconic luxury SUV created to turn heads and stay ahead. Our designers have built a car that exudes determination from every angle, impressively stable and spacious, yet with dynamic pretensions that are evident even at a standstill. You can feel there is a thrilling driving experience in store.

NEW SPINDLE BODY DESIGN, COUPÉ-LIKE ROOFLINE

Its new 'spindle body' design, stretched bonnet and large 21" wheels lend the 5th generation RX immense confidence. This is juxtaposed by the new signature grille that blends into the front face of the car and the sleeker triple LED headlights that underline the bold overall look. For a coupé-like roofline, the signature black rear pillar (that creates what we call a 'floating roof') is now more three-dimensional in appearance, while extra dynamism comes from the RX's longer wheelbase and sculpted character lines.

To the rear, the single-line LED Lexus signature light combines with the wider track to embolden the car's stance and road presence. The introduction of the new "LEXUS" badge on the tailgate creates a clean and contemporary look. Fittingly, the RX's colour designers drew on new and exciting hues to capitalise on its stylish appearance, among them a striking Sonic Copper.

F SPORT TO SET PULSES RACING

Taking the RX's sporty credentials to the next level, the RX 500h F SPORT Performance Hybrid features enhancements in the execution of the front grille, skirts and the aerodynamic front and rear bumpers. Underlining the F SPORT look, 10-spoke matt black 21" wheels come with matching front brake callipers.



View Offers



Build Your RX



Find a Centre



Book a Test Drive



Click right for more



FEEL EXHILARATED

“For the all-new RX range we were determined to keep the Lexus DNA of supreme quality, ride comfort and refinement and elevate the driving experience to the next level, delivering a unique Lexus driving signature.”

KOJI SATO,
PRESIDENT OF LEXUS INTERNATIONAL

DRIVES LIKE NO OTHER

BEHIND THE WHEEL, THE RX PROVES ITS APPEAL IS MORE THAN SKIN DEEP.

Visually striking, with comfort levels that are class-leading, the all-new RX also harbours a hidden beauty. Powering this car is a completely new suite of flexible electrified powertrains that you will find in no other luxury SUV. Each with its own distinctive blend of power and efficiency to suit the driver's taste and lifestyle. And each delivering a drive experience that is unmistakably Lexus.

THREE WAYS TO POWER

Setting a new benchmark for electrification, the RX 450h+ Plug-in Hybrid not only boasts up to 42 miles* of all-electric driving in EV mode but offers all the benefits of a Lexus Self-Charging Hybrid when the EV battery is depleted.

For maximum electrified excitement, the game-changing RX 500h Performance Hybrid heralds the first-ever Lexus turbo-charged hybrid. With a completely new hybrid system consisting of a 2.4-litre turbo engine and 6-speed automatic transmission, it delivers 371 DIN hp and 550 Nm of torque for exceptional acceleration and superb dynamics thanks to the DIRECT4 drive force control system. The fruits of rigorous RX development at our new Shimoyama proving ground are evident behind the wheel of this milestone Lexus.

For exceptional efficiency, the RX 350h 4th generation Self-Charging Hybrid delivers both seamless acceleration and improved fuel consumption and emissions compared to the previous RX.

PEERLESS LEXUS DRIVING SIGNATURE

And there's more. Coupled with a new lighter yet more rigid platform, lower centre of gravity and new multi-link rear suspension, these electrified drivetrains are producing more than just consummate power and extraordinary efficiency. They're creating a totally natural dialogue between car and driver, an immersion in comfort and refinement yet equally an exceptionally engaging and rewarding driving experience. It's the best ever execution of our Lexus Driving Signature. To savour it at its most pronounced, drive the exhilarating RX 500h F SPORT Performance Hybrid with DIRECT4.

* WLTP figures. For more information regarding the new WLTP test method, please visit: www.lexus.eu/wltp#nedc



View Offers



Build Your RX



Find a Centre



Book a Test Drive





View Offers

Build Your RX

Find a Centre

Book a Test Drive

ENJOY A UNIQUE STYLE OF LUXURY

THE INTERIOR OF THE ALL-NEW RX BLENDS TRADITION WITH FUTURE, CREATING A UNIQUE STYLE OF LUXURY.

'Omotenashi' is a word you hear a lot at Lexus. This ancient Japanese philosophy of hospitality centres around anticipating a guest's needs even before they arise. Slide inside the RX's luxury cabin and you can tell the famed Lexus Takumi craftspeople have been at work, bestowing a deep sense of Omotenashi on driver and passengers in equal measure.

DRIVER-FOCUSED COCKPIT

First there's the driver-centred 'Tazuna' cockpit, with interfaces such as the large Head-Up Display and intuitive instrument layout to ensure relaxed concentration on the road ahead. Then, there's the varied ambient lighting from a palette of no fewer than 64 colours, imbuing the cabin with an ambience tailored to your mood.

Beautifully purposeful and intuitive, the RX interior contributes to a feeling of spaciousness, with more legroom and cleaner design throughout. Even the e-Latch door handles allow smoother operation and a stylish look. For the first time you can choose a leather-free interior with seats, steering wheel and gearshift knob all covered in high quality Tahara trim. The finest materials in the hands of experienced artisans have created an environment of contemporary luxury. You can also enjoy sumptuous semi-aniline leather seats and wood inserts on Takumi grade and smooth leather on Premium Plus Pack and F SPORT grade. This is a Lexus kind of luxury.

FIRST CLASS TRAVEL

For the passenger, the emphasis is on well-being and stylish luxury, a hallmark of the RX for many years and now raised to new levels. Alongside top-class accessibility and excellent support, the Takumi-crafted seating offers comforts like heating and ventilation. Passengers can also enjoy the soothing excellence of the 21-speaker Mark Levinson® Premium Surround Sound audio, a system carefully optimised for the RX's interior architecture.

F SPORT CRAFTSMANSHIP

The cabin of the alluring RX 500h F SPORT befits the car's sporting aspirations, with Black or Dark Rose leather seats, smart F Aluminium inlays and motorsport-style suede seat bolster inserts for extra grip.



View Offers



Build Your RX



Find a Centre



Book a Test Drive



PARAGON OF SAFETY

PROTECTING YOU, YOUR PASSENGERS AND FELLOW ROAD USERS IS THE GOAL OF OUR PIONEERING LEXUS SAFETY SYSTEM +.

All Lexus models tested have been awarded a 5-Star EURO NCAP safety rating. Nothing matters more at Lexus than your safety. And it shows in the all-new RX. Harnessing the latest in artificial intelligence and smart technology, our engineers have created an SUV that reassures at every turn. It's like having a trusted companion by your side, dedicated to the protection of you and your passengers.

NEXT LEVEL SAFETY

The enhanced 3rd generation Lexus Safety System + gives you constant support, monitoring the road ahead, alerting you of impending danger and, where required, intervening in milliseconds to avoid a collision. The system can help you avoid more accidents than previously, whilst the new Proactive Driving Assist supports you in driving more safely and even intervenes with pedestrians and obstacles.

Also new is Driver Monitor, which will emit an alert, or may even decelerate and stop, if it detects you are drowsy or distracted at the wheel. Meanwhile, the award-winning Safe Exit Assist automatically prevents doors from opening if traffic like cars or bicycles is approaching too close from behind, while Bladescan[®] AHS headlight technology allows the driver to identify pedestrians at a greater distance at night-time.

VIEW TO THE CITY

Driver support features abound in the new RX. For easier driving in confined spaces, the Digital Panoramic View Monitor creates a virtual 3D image of the RX, displaying the scene from above, with on-screen guides to assist close-quarter manoeuvring. Side Clearance View helps you judge distances when passing another vehicle on a narrow road. The Digital Rear View Mirror displays images from a camera at the rear of the car, ensuring clear sight even with tall rear seat passengers, bulky objects in the luggage compartment, or in poor weather conditions.

The RX also sports a break-through new feature in Advanced Park, which will park your car for you, with automated control of steering and braking.



View Offers



Build Your RX



Find a Centre



Book a Test Drive



WELCOME TO LEXUS LINK

A WORLD OF MULTIMEDIA AND BREAK-THROUGH CONNECTIVITY ENRICHES YOUR LIFE WITH THE RX IN A MYRIAD OF WAYS.

With the new RX, luxury goes beyond the tactile pleasures of sumptuous seats. Luxury is equally the peace of mind that comes from knowing you will reach your destination on time, in the most enjoyable, stress-free manner. And it is the seamless interaction of audio, navigation and online services for driver and passengers, enhancing each journey you make.

Welcome to Lexus Link Multimedia, a new world of connectivity created to complement our unique 'Omotenashi' service philosophy. With an extra-large 14" touchscreen, advanced voice recognition and smartphone integration, Lexus Link Multimedia offers an exceptionally fast and easy-to-use in-car experience. Meanwhile, the Lexus Link app on your smartphone helps you track journeys, schedule a service or even improve your hybrid driving style. Transform your everyday with the new RX, both professionally and privately.

RAISING THE STANDARD FOR CONNECTIVITY

The clever Lexus Link app boasts an array of connected services as standard. Driving Analytics tracks your journeys and highlights business trips. Find my Car guides you back to your car. You even receive notifications if you leave a window open or forget to switch off the headlights. And from the comfort of your home, you can remotely defrost the RX's windscreen, pre-set the air conditioning temperature, activate hazard warning lights or even lock and unlock your car. What's more, with the Premium Connectivity pack, you enjoy cloud-based navigation with Voice Assistant, Road Events & Real Time Traffic information and parking availability.

MAXIMISING YOUR PLUG-IN HYBRID EXPERIENCE

For maximum EV performance, you can monitor the charge level and range of the RX 450h+ Plug-in Hybrid remotely, on your mobile. Lexus Link Multimedia can locate charging stations across Europe on the in-car touchscreen, while the Lexus Link app allows you to check availability, charging speed and price. Easy to use, you'll even receive a monthly overview of charging sessions.

NEW 14" TOUCHSCREEN

Lexus Link Pro on the new RX has been designed for maximum user engagement and exceptional speed and ease of use. At its heart is the 14" High Definition touchscreen. One of the largest available, it is perfectly positioned for easy interaction while you drive. As well as accessing information like navigation, audio and climate control, you can also display your smartphone* apps via Android Auto® or wireless Apple CarPlay.

LEXUS VOICE ASSISTANT

Artificial Intelligence and the cloud work together in the clever Lexus Voice Assistant, which spares you grappling with buttons while you're concentrating on the road ahead. The newly developed system understands natural language and the context of statements such as "I'm hungry" or "I'm cold" and can even recognise which passenger is speaking. Without taking your hands off the wheel, Lexus Voice Assistant allows you to interact in more than 100 different ways across phone, navigation, audio, vehicle controls such as AC or seats, and cloud.

* Compatible smartphones only
Apple CarPlay is a trademark of Apple Inc.



View Offers



Build Your RX



Find a Centre



Book a Test Drive





FEEL PIONEERING

POWERING THE DREAM

In the 1990s, thirsty petrol or diesel engines were the unchallenged norm for luxury cars. As the millennium turned, the world was waking up to global warming and the need to reduce emissions through electrification. A new drivetrain solution was required. And the first luxury carmaker to step up to the mark was Lexus.

With all key hybrid components developed and manufactured in-house, our electrified hybrids have proved themselves to be uniquely refined, exhilarating to drive and exceptionally strong.

Two decades on, our dream at Lexus of low-emission luxury travel has long become a roadmap. And with each electrified car we launch, the final destination edges ever closer.

FEEL PROGRESSIVE

A PIONEER AND LEADER IN LUXURY CAR ELECTRIFICATION

Since the launch of our first luxury sedan over 30 years ago, Lexus has become a synonym for exceptional design, quality and refinement. Perhaps most importantly, we're also a pioneer and leader in luxury car electrification. A company that never stops innovating and working to anticipate drivers' needs. It's this unique approach that resulted in the world's first luxury hybrid in 2005 - the RX 400h SUV.

SELF-CHARGING HYBRID, PLUG-IN HYBRID OR ALL-ELECTRIC

Today, Lexus offers Self-Charging Hybrid, Plug-in Hybrid and All-Electric models, with the majority of premium hybrids on the road sporting the Lexus badge. No other luxury carmaker can rival our experience in developing, building, servicing and recycling hybrids. Our Self-Charging Hybrids do not require plugging in and are capable of driving in Electric Vehicle (EV) mode using no petrol.

Spearheading our new 'Lexus Electrified' vision, we introduced the first all-electric Lexus, the UX 300e. Marking the next chapter of electrification, the first Lexus Plug-in Hybrid, the NX 450h+, has extended our electrified line-up even further, along with the RZ 450e, built on a dedicated electric vehicle platform.

THE FUTURE IS 'LEXUS ELECTRIFIED'

Despite the tremendous success of the Lexus Self-Charging Hybrid range, resting on our laurels is not an option. Which is why we launched the 'Lexus Electrified' vision and the LF-30 'electrified' concept. Created to transform driving enjoyment to the next level, 'Lexus Electrified' is an integrated approach to electric powertrains, advanced posture control and other electrification technologies. Demonstrating our vision, the LF-30 'electrified' concept's bold exterior and driver-centric cockpit embody everything that 'Lexus Electrified' stands for. Benefitting from over two decades of electrification experience, with its four in-wheel electric motors, steering-by-wire and Lexus Advanced Posture Control, it delivers a driving experience like no other.

Discover more: www.lexus.eu/electrified

View Offers



Build Your RX



Find a Centre



Book a Test Drive



FEEL THE POWER OF THE WORLD'S MOST ADVANCED HYBRID TECHNOLOGY

WHAT IS A LEXUS SELF-CHARGING HYBRID?

Combining the power of an ultra-smooth petrol engine with one or more advanced electric motors, Lexus Self-Charging Hybrids have always set the benchmark for electrification of luxury cars. For your convenience, Lexus hybrids charge themselves while you drive, slow down or brake, meaning you never have to plug them in or worry about battery range. Sit back and enjoy an amazing blend of power and control in the RX 350h Self-Charging Hybrid, content in the knowledge that your Lexus is more efficient and is producing fewer emissions than a conventional engine.

WHAT IS A LEXUS PERFORMANCE HYBRID?

The game-changing new RX 500h Performance Hybrid is the first-ever Lexus turbo-charged hybrid and was developed for customers thirsty for high-end electrified performance. Power is delivered by a new hybrid architecture consisting of a 2.4-litre petrol turbo engine and 6-speed automatic transmission. This advanced new Self-Charging Hybrid powertrain delivers exhilarating power and superb dynamic handling thanks to DIRECT4 all-wheel-drive, an exclusive new Lexus drive force technology.

WHAT IS A LEXUS PLUG-IN HYBRID?

In the all-new RX 450h+, our breakthrough Lexus Plug-in technology allows you to enjoy up to 42 miles* (combined cycle, up to 56 miles* in the city) emissions-free driving in Electric Vehicle mode with amazing refinement and powerful acceleration from a single charge, carried out at home or on the go. But that is only half the story. Once the lithium-ion battery drops below a certain charge level, the car's Lexus Self-Charging Hybrid powertrain then comes into its own, providing an unbeatably efficient drive in hybrid mode, with low fuel consumption and emissions, irrespective of how long your journey is. This compelling combination of powerful Self-Charging Hybrid performance with excellent electric range is the result of more than 15 years of Lexus leadership in electrification.



Click right for more

WHY IS ELECTRIFICATION IMPORTANT?

In order to curb greenhouse gases, we believe that effective vehicle electrification is essential. Since the launch of the RX 400h in 2005, the world's first electrified luxury car, Lexus has taken the initiative in developing and promoting the widespread use of advanced self-charging hybrids. As well as reducing the emissions of our cars, by 2050 we plan to achieve ever lower CO₂ emissions from all Lexus manufacturing plants and minimise their water usage.

WHAT IS IT LIKE TO OWN A LEXUS HYBRID?

Be it the RX 500h, RX 450h+ or RX 350h, we work hard to ensure your Lexus hybrid is a joy to drive and own. With over 500,000 Lexus hybrids on European roads today, all are built in a dedicated ultra-modern production plant in Japan to the exacting quality standards that consistently net Lexus hybrids reliability awards across the globe. Aside from the striking smoothness and refinement, you'll appreciate substantially lower running costs - not just fuel, but reduced expenditure on brakes, tyres and other components, thanks to the regenerative braking and advanced power control systems.

* WLTP figures. For more information regarding the new WLTP test method, please visit: www.lexus.eu/wltp#nedc
Learn more: www.lexus.eu/hybrid

View Offers



Build Your RX



Find a Centre



Book a Test Drive



LEXUS SELF-CHARGING HYBRID

As you enjoy your drive, it is the ingenious interplay between petrol engine and electric motors which gives a Lexus Self-Charging Hybrid its unique blend of efficiency and refinement.

NEAR SILENT AT CRUISING SPEEDS

Lexus Self-Charging Hybrids are quiet and relaxing to drive. At higher speeds, the ultra-smooth 2.5-litre petrol hybrid powertrain in the RX 350h or amazing 2.4-litre petrol turbo in the RX 500h cuts in seamlessly, receiving assistance from the electric motor(s) when required. With the engine running at optimal speed, surplus power can be used to charge the battery. Alongside low emissions and fuel consumption, this near-perfect distribution of petrol and electric power provides the extraordinary driving enjoyment which characterises the new RX.



ALL-ELECTRIC AT LOWER SPEEDS

When you start off and at lower speeds, the powerful electric motor(s) propel the RX 500h and RX 350h with electric power supplied by the battery. At this point you are enjoying near-silent 100% electric driving.

REGENERATIVE BRAKING, NO PLUGGING IN

When decelerating or coasting, or when you come to rest, the petrol engine often turns off. On braking, or when you take your foot off the accelerator, regenerative braking harnesses your car's kinetic energy. Wasted in conventional cars, the RX hybrid converts this into electrical energy for storage in the battery, together with power generated whilst driving at higher speeds.

RAPID LINEAR ACCELERATION

Lexus Self-Charging Hybrids are fun to drive. When you accelerate hard, the power of the electric motor(s) instantaneously supplements the RX's powerful petrol engine. Together they deliver a potent surge of torque, providing rapid linear acceleration precisely when you need it.

LEXUS PLUG-IN HYBRID

Our new Lexus Plug-in Hybrid drivetrain combines the advantages of 4th generation Lexus Self-Charging Hybrid and Lexus Electric Vehicle (EV) technology. The 'plus' in the RX 450h+ name pays tribute to the car's extra-powerful lithium-ion battery and superior range in EV mode.

UP TO 42 MILES* RANGE IN EV MODE

The RX 450h+'s four-mode selector ensures your journey is always smooth and fun. The EV default setting maximises battery use, allowing you to travel up to 42 miles* (combined cycle, up to 56 miles* in the city). Powered by an advanced 18.1 kWh lithium-ion battery, you can enjoy near-silent, all-electric driving up to 135 km/h.

ACCELERATION ON DEMAND

In Auto EV/Hybrid mode, and depending on how hard you depress the accelerator, the powerful petrol engine will spring to life and deliver rapid linear acceleration just when you need it, letting you reach 100 km/h in 6.5 seconds.



CHARGES ON THE GO

If you urgently need to charge your battery, for instance to enter a zero-emissions zone, you can use Battery Charging mode to top it up.

EXPERIENCE FROM 2 MILLION HYBRIDS

Benefiting from our 4th generation Lexus Self-Charging Hybrid technology, the system will switch to ultra-efficient Hybrid mode if the battery's charge level drops while in EV or Auto EV/Hybrid mode, thus ensuring you enjoy full vehicle power again.

PLUG IN AT HOME OR AWAY

For maximum EV range and performance, you can top up the battery at your own Lexus home charging station or at a public charging point. The Lexus Link Multimedia shows you the location, availability and even cost per km at stations across Europe.



* WLTP figures. For more information regarding the new WLTP test method, please visit: www.lexus.eu/wltp#nedc

RX 450h+

PLUG-IN HYBRID

Exceptionally quiet and boasting overall CO₂ emissions as low as 25-26 g/km*, the RX 450h+ Lexus Plug-in Hybrid raises the bar for a 'no compromise' electrified vehicle. With 309 DIN hp of power, it offers thrilling acceleration of 0-100 km/h in 6.5 seconds, thanks to a large-capacity plug-in hybrid system that combines a 2.5-litre petrol engine with a motor/generator and 18.1 kWh lithium-ion battery. Alongside a class-leading electric range of up to 42 miles* (combined cycle, up to 56 miles* in the city), the RX 450h+ can reach up to 135 km/h in EV mode.

RX 500h

PERFORMANCE HYBRID

Engineered for high-end electrified performance, the scintillating new RX 500h Performance Hybrid is our first turbo-charged hybrid. With power delivered by a completely new hybrid architecture consisting of a 2.4-litre turbo engine and 6-speed automatic transmission, it delivers 371 DIN hp or 273 kW for an exhilarating 0-100 km/h in 6.2 seconds. Enabling more feel between road and steering wheel, its DIRECT4 drive force control system ensures amazing handling stability even at high speed.


RX 350h

SELF-CHARGING HYBRID


Giving you comfort and confidence in every driving situation, the RX 350h's Lexus Self-Charging Hybrid seamlessly orchestrates power from a 2.5-litre petrol engine and electric motor(s), delivering 250 DIN hp or 184 kW. The result is acceleration from 0-100 km/h in just 7.9 seconds, alongside outstanding efficiency, with CO₂ emissions of 143-149 g/km* and fuel consumption of 6.3-6.6 l/100 km*. And because the system recharges as you drive, coast or brake, you'll also always enjoy exceptional range.

* WLTP figures. For more information regarding the new WLTP test method, please visit: www.lexus.eu/wltp#nedc





RX 350h & RX 500h | SELF-CHARGING HYBRID



RX 450h+ | PLUG-IN HYBRID

2.5-LITRE PETROL ENGINE (RX 350h)

The RX 350h's all-new 2.5-litre petrol engine makes significant advances on its predecessor, achieving a world-class thermal efficiency of 41%. It adopts the Atkinson Cycle, multi-hole D-4S direct and indirect fuel injection and electric VVT-iE for the intake. Importantly for the climate, this new hybrid delivers 184 kW of super smooth power and only 143-149 g/km* of CO₂.

2.4-LITRE TURBO PETROL ENGINE (RX 500h)

Powered by a new hybrid system consisting of a 2.4-litre turbo engine and 6-speed automatic transmission, the RX 500h delivers 371 DIN hp for exhilarating acceleration and superb dynamic handling thanks to DIRECT4. The front electric motor is positioned between the combustion engine and the transmission, with a clutch on both sides, enabling great flexibility in power delivery.

PRECISION-ENGINEERED TRANSAXLE (RX 350h)

For an incredibly smooth yet responsive drive, the front electric motor, generator and power split mechanism are housed in one sophisticated hybrid transmission. Ultra-compact thanks to its multi-axial arrangement of motor/generator, it delivers the highest efficiency, quietness and performance in class.

NICKEL METAL-HYDRIDE BATTERIES

Newly developed/sized for the RX 350h and RX 500h and installed under the rear seats, 4th generation nickel metal hydride batteries contribute to both the spacious interior and the excellent performance. While compact, these batteries boast improved charging performance. The cooling system has also been optimised.

POWER CONTROL UNIT (PCU)

Mounted directly above the transaxle, this compact new PCU enables a low-bonnet design which improves aerodynamics and reduces fuel consumption. Whilst compact dimensions and weight result from circuit board downsizing, the new unit features reduced power losses and enhanced cooling efficiency.

E-AXLE (RX 500h)

The RX 500h is equipped with an 76 kW rear e-Axle: a compact, modular package consisting of a motor, gearing and control unit located between the rear wheels. Its compact dimensions help secure more space in the cabin and boot.

DIRECT4 (RX 500h)

Power delivery on the RX 500h is controlled by DIRECT4, an exclusive new Lexus drive force technology. This advanced system constantly balances the power and torque between the front and rear axles in any driving situation, more precisely than any mechanical system could ever do. Enabling more feel between the road and steering wheel, DIRECT4 ensures improved handling stability and excellent driving dynamics at high speed.

2.5-LITRE PETROL ENGINE

Using the same breakthrough engine as the RX 350h, the RX 450h+'s all-new 2.5-litre petrol engine also achieves a world-class thermal efficiency. And because this is a plug-in hybrid, overall CO₂ emissions are reduced to an incredibly low 25-26 g/km* (depending on model).

PRECISION-ENGINEERED TRANSAXLE

The RX 450h+'s hybrid transaxle provides a highly competitive blend of low fuel consumption and exciting driving. Comprising a super-smooth geartrain and 182 DIN hp motor/generator, it not only powers the front wheels, but produces electricity during braking, driving or coasting.

E-FOUR (RX 350h & RX 450h+)

The E-FOUR electric all-wheel drive system available on the new RX 350h and RX 450h+ has been upgraded so that the 40 kW rear electric motor is always operational, providing more torque and greater traction.

POWER CONTROL UNIT (PCU)

The new PCU is tailored to the high-capacity lithium-ion battery. With the DC/DC converter under the rear seat, a boost converter has been added, realising higher output yet compact size. Mounted directly above the transaxle to reduce bonnet height, an 8-layer structure houses the circuitry required for plug-in hybrid control.

LITHIUM-ION BATTERY

To allow for a spacious cabin, 612 litres of luggage space and a low centre of gravity, the powerful 18.1 kW lithium-ion battery is installed under the cabin floor. This new battery pack uses 96 high-capacity lithium-ion battery cells, achieving a range of up to 42 miles* in EV mode (combined cycle, up to 56 miles* in the city).

BATTERY COOLING / HEATING SYSTEM

Lexus engineers developed a sophisticated battery cooling system for the RX 450h+. Safer, more compact and lighter than water-cooled systems, refrigerant cools the battery, thus improving performance, efficiency and battery life. And because output decreases in cold weather, electric heaters are fitted under the battery stacks.

AC CHARGER PORT

In addition to an AC charging inlet on the right rear-quarter, the new RX 450h+ is fitted with an onboard charger with 6.6 kW maximum output.

* WLTP figures. For more information regarding the new WLTP test method, please visit: www.lexus.eu/wltp#nedc

GRADE LINE UP

RX PREMIUM PACK

RX 350h; RX 450h+

19" Alloy Wheels
 LED headlamp & Automatic High Beam
 Lexus Safety System +3
 Blind Spot Monitor
 Safe Exit Assist
 Rear Cross Traffic Alert
 Intelligent Clearance Sonar (ICS)
 Lexus Connected Services
 Lexus Link Pro 14" Touchscreen display
 12 speaker audio
 5 USB ports
 Wireless Smartphone Charger
 Outside Rear View Mirror
 8-way & 2-way lumbar electrically adjustable seats
 Heated front seats
 Tahara seats & steering wheel
 3-zone Air Conditioning
 Single colour ambient lighting
 Smart entry
 Roof Rails
 Front and Rear Fog Lights
 Power Back Door
 E-Latch

Privacy Glass
 Drive Mode Select
 Scuff Plates (front aluminium, rear resin)
 6.6kW On Board Charger (RX 450h+)
 3-pin AC Charging Cable 220V / 10A (RX 450h+)
 Type 2 Mode 3 Charging Cable 32A (RX 450h+)

PREMIUM PLUS PACK

RX 350h; RX 450h+ (In addition to RX Premium Pack)

21" alloy wheels
 Extended LSS+3 including Lane Change Assist (LCA) and Front Cross Traffic Alert (FCTA)
 Smooth leather seats
 Ventilated front seats
 Leather steering wheel
 Driver seat memory function
 Easy access (steering wheel and drivers seat)
 Power Back Door with kick sensor
 Head-Up Display
 Panoramic View Monitor
 64-colour Ambient Lighting
 Driver Monitor

Option

Panoramic Roof

TAKUMI

RX 350h; 450h+ (In addition to RX Premium Plus Pack)

Auto and Remote Parking
 AHS
 Adaptive Variable Suspension
 Wood & Leather Steering Wheel
 Semi-Aniline leather
 10-way & 4-way lumbar elec. adjustable front seats
 Driver & Front passenger memory
 Mark Levinson 21-speaker Premium Surround Sound System
 Electrically adjustable rear seats
 Heated and ventilated rear seats
 3-zone Air Conditioning with Nanoe-E
 Rear sunshade
 AC Inverter 220V output
 Panoramic Roof

F SPORT

RX 500h (In addition to Premium Plus Pack)

AHS
 21" F SPORT alloy wheels
 F SPORT Exterior styling
 F SPORT Interior styling
 Black brake calipers

Adaptive Variable Suspension
 Active Sound Control (ASC)
 Auto and Remote Parking
 3-zone Air Conditioning with Nanoe-E

F SPORT WITH TAKUMI PACK

RX 500h (In addition to F SPORT)


Auto and Remote Parking
 Electrically adjustable rear seats
 Heated and ventilated rear seats
 Mark Levinson 21 speaker Premium Surround Sound System
 AC Inverter 220V Output
 Digital interior rear view mirror
 Panoramic Roof

RX 450h+ Premium Plus Pack



RX 500h F SPORT





01. 19" ALLOY WHEELS

Standard on Premium Pack grade cars and sporting a dark-grey metallic finish with machined details, this distinctive new 5-wide-spoke design underlines the dynamic flair of the new RX.

02. 21" ALLOY WHEELS

Designed for Premium Plus Pack grade models, the premium dark-grey metallic finish perfectly complements this bold 20-spoke 21" machined wheel.

03. 21" ALLOY WHEELS

Crafted for Takumi grade, this 20-spoke 21" wheel with a striking metallic finish and machined details, endows the new RX with a look of unmistakable distinction.

04. NEW SPINDLE BODY / SIGNATURE GRILLE

Moving towards electrification, our designers undertook the challenge of incorporating the new 'spindle body' design identity into the new RX. This resulted in improved grille integration that expresses a sense of electrified power and a low centre of gravity. More compact and sleeker headlights, air intakes and a wider track (15 mm) further consolidate the stable, confident look.

05. SINGLE LED / FULL DRL

These exquisitely crafted lights combine an L-shaped DRL (Daytime Running Light) with a single Bi-Beam LED unit with Automatic High Beam (AHB), creating a sharp look with a resolute expression in a simple design.

06. TRIPLE LED BEAMS / FULL DRL

Sleeker, sharper and more horizontal, these stunning 3-projector LED headlights with BladeScan® Adaptive High-beam System (AHS), convey a highly distinctive impression in a simple design. The light is highlighted by the Lexus Signature L-shaped DRL.

07. LEXUS SIGNATURE REAR BLADE LIGHT

To the rear, a stylish new Lexus signature blade light, with a distinctive L-shaped lighting design, spans the entire width of the new RX. This single-line Lexus signature taillight underlines the car's iconic shape, while the wider track (65 mm) emboldens the stance and road presence.

08. NEW LEXUS REAR LOGO

Creating a modern and easily recognisable new look, the redesigned LEXUS logo is located at the centre of the vehicle and the model logo on the lower right.

09. "FLOATING ROOF" DESIGN, REAR PILLAR

Lending the car a coupé-like profile, the black rear pillar is now more 3D in appearance.

10. SUNROOF

An electric, tilt and slide glass sunroof adds a feeling of freedom, spaciousness and light to the new RX.

11. PANORAMIC ROOF

Available in combination with roof rails, the impressive glass roof can now be opened to allow more air into the interior. Providing both extra headroom and sunshine in the cabin, it is fitted with an electric sliding blind to counter intense sunlight.

12. E-LATCH

Inspired by the grace of Japanese Shoji doors, and available on the RX, E-Latch is a switch-activated and powered door release system that allows you to open your door in one smooth movement.

13. POWER TAILGATE (HANDS-FREE)

An exceptionally fast and responsive remote-controlled tailgate ensures convenience, especially when your arms are full of shopping. With the key in your pocket or bag, simply place your foot under the rear bumper to open or close the tailgate.

Click right for more

01

02

03

04

05

06

07-08

09

10

11

12

13

View Offers

Build Your RX

Find a Centre

Book a Test Drive



01-02-03

01. TAZUNA COCKPIT

To make the cockpit even more driver-centred, Lexus developed the Tazuna design concept. Taking its name from the Japanese word for 'reins of a horse', Tazuna focuses on direct yet intuitive control. Information sources like the multimedia screen, multi-information display, single-dial meter, centralised gauges and Head-Up Display are grouped so their content can be read with minimal eye and head movement. Likewise, main switches and controls like Drive Mode Select can be easily accessed too.

02. SCULPTED STEERING WHEEL

As the steering wheel and gearshift can significantly affect the driving experience, designers worked together with a Lexus 'Takumi' craftsman to thoroughly refine these points of contact. For the steering wheel, special focus was placed on the shape and cross-section to give an excellent feel and enhanced steering stability. The thumb rests and touch-sensitive switches were also redesigned.

03. TAKUMI-CRAFTED CABIN

A powerful blend of Tazuna cockpit design and luxury SUV spaciousness, with materials like high-quality leathers and Takumi-crafted suede embossed with the Lexus 'L', this is precisely the bespoke look the Lexus interior designers envisaged inside the all-new RX.

04. NEWLY DESIGNED CABIN AND SEATS

The RX designers sought to create a minimalist, yet intuitive and thoughtful interior space using the highest quality materials. The front and rear seats have been redesigned to offer top-class accessibility, support and heating/ventilation. To provide proper ergonomic support around the waist, a concave shape was created in the seat sides.

05. LEATHER-FREE INTERIOR

A significant highlight of the new RX is the availability of a leather-free interior, created in response to growing demand from eco-conscious consumers. On Premium Pack, not only seats, but also the steering wheel and shift-knob, are covered with high-quality Tahara trim. Customers can choose between Black and Ammonite Sand.

06. FLEXIBLE SPACE

The new RX offers both ample luggage space and five luxury seats with excellent legroom. Thanks to the couple distance of 1,010 mm (an increase of 10 mm on the previous model), newly designed seats and more intelligent packaging, the RX feels roomier inside. With the loading height lowered by 30 mm, the boot is easier to use, while the luggage compartment is 50 mm longer, thanks to intelligent tailgate design. This extra length allows bulkier objects to be carried, whilst the 40:20:40 split rear seats can accommodate lengthy items like skis or surfboards.

07. 3-ZONE CLIMATE CONTROL

The S-Flow climate control intelligently adjusts the interior climate according to ambient conditions, ensuring excellent fuel economy and optimal 3-zone comfort for driver, front-seat passenger and rear-seat passengers.

08. LEXUS OMOTENASHI WELCOME

As you open the driver's door, the RX's instruments display the vehicle silhouette and welcome you by name. When you depress the brake pedal, the Power button begins to gently pulsate, the cockpit comes to life with graphics and sounds coordinated across the instruments, and the Head-Up Display and 14" screen direct your attention on the road ahead.

09. AMBIENT MOOD SELECTOR

With the new Lexus Mood Select feature, you can tailor the RX's ambient lighting to your own mood, from a palette of 64 colours. Based on our L-finesse design philosophy, Lexus interior designers have developed 14 colours that express the emotions and feelings felt when witnessing beautiful natural phenomena. The colours aim to provide a spirit of 'Omotenashi' hospitality and include themes such as:
 Healing: Serene hues create a 'healing' space in which the energy of the green natural world and the power and dynamism of life coexist
 Relaxing: Warm hues create a 'relaxing' space full of vitality, resonating with the momentary transitions of the sunlight and the heartbeat of the earth
 Arousing: White tones create an 'arousing' space in which invigorating sunlight through the day smoothly awakens the mind
 Focusing: Mystical cool hues create a 'focusing' space for the mind, evoking the passage of time and transient states of the natural world
 Exhilarating: Pure fire-like tones create an 'exhilarating' space for the driver, evoking the process of a flame changing temperature



04



05



06



07



08



09

View Offers



Build Your RX



Find a Centre



Book a Test Drive



View Offers



Build Your RX



Find a Centre



Book a Test Drive



01. LEXUS LINK PRO

Much faster and easier to use, the extra-large 14" touchscreen comes with Lexus Link Pro and embedded hybrid navigation.

02. EXTRA LARGE 14" TOUCHSCREEN

Perfectly positioned for relaxing interaction while you drive, this 14" High Definition touchscreen is one of the largest available in this category of car and allows you to access information like navigation, audio and climate control.

03. "HEY LEXUS" VOICE ASSISTANT

Artificial Intelligence and the cloud work together in the clever Lexus Voice Assistant, which spares you grappling with buttons while you're concentrating on the road ahead. This newly developed "Hey Lexus" voice assistant understands natural language and the context of statements such as "I'm hungry" or "I'm cold" and can even recognise which front passenger is speaking. You can also customise your trigger name or ask the Lexus Voice Assistant to perform tasks like opening a window.

04. ONLINE SERVICES

To enhance your driving experience, web services such as online traffic, on-street & off-street parking real-time availability, weather forecasts and access to your web browser are all provided.

05. SMARTPHONE INTEGRATION

With Android Auto® or wireless Apple CarPlay, the new RX allows you to easily display and access many of your smartphone's apps on the 14" touchscreen display.

06. LEXUS LINK CONNECTED SERVICES

Welcome to the Lexus Link app, a new world of connectivity created to complement our unique 'Omotenashi' service experience. Its smart and bespoke features help you plan a journey, find a parking space, schedule a service or even improve your driving style. Transform your time with the new RX, using services like:

Driving Analytics: Tracks your journeys, driving style and lets you record business trips

Hybrid Coach: Helps you drive your RX 350h, RX 450h+ or RX 500h more efficiently

Find my Car: Locates and guides you back to your Lexus

Share to Car: Lets you plan a route on another device and send it to your Lexus, while 'Car to Door' guides you on foot to your final destination

eCare: Lets you manage the service and maintenance of your RX
Warning Lights: Explains the meaning of each warning light and any action you should take

Car Status: Notifies you if you've left the car windows open or forgotten to switch off the headlights. You can also check if your car is locked

Battery Guard: Monitors the charge level of your car's 12V battery

Remote Control: Remotely defrost your windscreen, activate hazard warning lights or lock and unlock your RX, from the comfort of your home

07. LEXUS LINK PREMIUM CONNECTIVITY

As an RX owner, you enjoy all the benefits of the Lexus Link Premium Connectivity pack. It includes features such as:

Cloud-based navigation & Voice Assistant

Road Events & Real Time Traffic information

On- and off-street parking availability

Remote Climate*: Remote control of air conditioning, steering wheel heating, seat heating and adjustment of the cabin temperature



08. LEXUS LINK CONNECTED SERVICES FOR THE RX 450h+

For a seamless electrified experience, you can monitor the charge level and range of your RX 450h+ remotely, on your mobile. If you subscribe to the Lexus Charging solution, Lexus Link also locates charging stations across Europe, allowing you to check availability, charging speed and price and offers services like:

Remote control and scheduling of charging

Access to an extensive European network of public charging facilities

Charging station availability, charging speed and price per kWh



* Remote climate control features may not be available in your area based on local legislation. Please consult your Lexus retailer information on which are available in your country and for your car model



Click right for more

01

02

04

05

01. EXTRA-WIDE 10" HEAD-UP DISPLAY

Vehicle data is projected in colour directly onto the windscreen. This 10" Head-Up Display lets you check navigation, safety features, information and audio settings without taking your eyes off the road. Operation is easy, thanks to touch switches on the steering wheel.

02. MULTI-INFORMATION DISPLAY

This colour TFT (Thin Film Transistor) display is integrated into the main driving instruments and keeps you informed about all key data including safety warnings and navigation directions. For a more dynamic and engaging experience, the display will also adjust its look and content depending on which driving mode you are in.

03. 12-SPEAKER PANASONIC® AUDIO

Creating sublime high-end sound and crisp tones, a high-quality 12-speaker Panasonic® audio system is available on the new RX. To the front, 9 cm instrument panel speakers are angled to achieve a rich tone and reflect sound off glass, enabling clear and vivid vocal playback. A state-of-the-art bamboo charcoal plant opal diaphragm has been developed for the mid-range speaker, coaxial speaker and woofer. Expressing tight low tones and a live sound, a 20 cm box subwoofer is installed in the luggage compartment.

04. 21-SPEAKER MARK LEVINSON®

The near-silent RX cabin provides the perfect setting for the bespoke new 21-speaker Mark Levinson® Premium Surround Sound audio. Standard on higher grades and developed by our exclusive audio partners, the system is optimised for the car's interior architecture. Delivering a peerless 7.1-channel home-theatre experience using a new 3D Surround Mark Levinson® Surround System and Quantum Logic Immersion, ClariFi analyses the compressed sound source and complements lost data for exceptional sound quality. Enhancing the concert hall experience even further, a 22 cm subwoofer in the luggage compartment produces rich and powerful sound, vividly expressing the atmosphere and contour of the original music.

05. WIRELESS CHARGER / 6 USB SOCKETS

You can charge compatible smartphones or other electronic devices using the inductive wireless battery charger. 50% faster than before, it is conveniently positioned in the centre console pocket. To keep your devices charged and connected, the RX has 6 USB sockets of which 5 are for charging and one for data transfer.

View Offers



Build Your RX

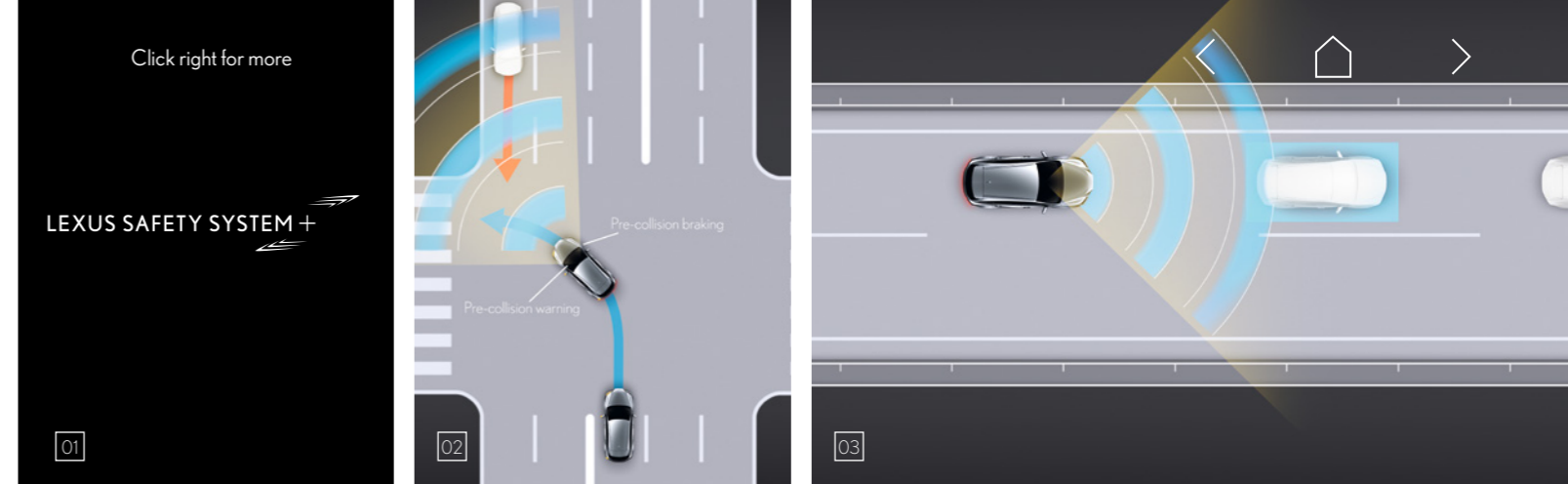


Find a Centre



Book a Test Drive





01. 3RD GENERATION LEXUS SAFETY SYSTEM +

The all-new RX benefits from the advanced active safety and driver assistance systems featured in the latest 3rd generation of Lexus Safety System +, with upgraded and additional functions offering increased accident risk detection. These include a new Driver Monitor to check drivers for signs of fatigue or distraction and Proactive Driving Assist with steering assist, which uses the front camera to determine the angle of a bend, adjusting the steering force when approaching a turn.

02. ENHANCED PRE-COLLISION SYSTEM

Alongside detecting motorcycles during daytime, the enhanced Lexus Pre-Collision System allows more potential collisions to be avoided, such as at left/right turns, and with cut-in traffic. It can also recognise collision risks with oncoming traffic or crossing pedestrians when making a turn at a junction. The ability to avoid impacts is increased by Emergency Steering Assist.

03. DYNAMIC RADAR CRUISE CONTROL

This system uses a millimetre-wave radar sensor and camera to detect the vehicle in front and maintain an appropriate distance. If the vehicle in front comes to a halt, the RX will stop too. When the vehicle moves off again, you will too. It quickly recognises traffic cutting in front and, in conjunction with Lane Trace Assist, follows a more natural line through bends. Dynamic Radar Cruise Control will also prevent you from driving inside a slower vehicle driving in the outside lane.

04. EMERGENCY STEERING ASSIST

Should you try to avoid a pedestrian close to or in your driving path when a collision is imminent, Emergency Steering Assist will support your steering movements to enhance the car's stability and prevent accidental lane departure.

05. PROACTIVE DRIVING ASSIST WITH ACTIVE STEERING ASSIST

Equipped with our latest Obstacle Anticipation Assist system, the RX's pioneering new Proactive Driving Assist with Active Driving Assist technology monitors road users and objects ahead, and proactively controls brakes and steering to keep a safe distance from them. Additionally, Deceleration Assist helps you when releasing the accelerator before a bend or preceding vehicle, allowing smoother and safer deceleration. The system also detects curves ahead and adjusts the steering assist force to facilitate safe and precise steering.

06. LANE TRACE ASSIST

Advanced Lane Trace Assist helps keep the RX in the centre of the lane, uses 'natural lane trace' functionality and also provides assistance when driving around bends.

07. EXTENDED SAFETY PACKAGE

While Lexus Safety System + is fitted as standard on all European models, owners of higher grade models can choose an Extended Safety Package which offers selected autonomous driving features. These include the new Lane Change Assist and Front Cross Traffic Alert. On motorways, with activation of the turning signal as a cue, the latter allows the RX to perform automatic lane change using Dynamic Radar Cruise Control. Front Cross Traffic Alert assists in making driving safer at intersections by detecting approaching vehicles from left or right which might be hidden in blind spots and warns the driver via the Head-Up Display and the central multimedia display.

08. ROAD SIGN ASSIST

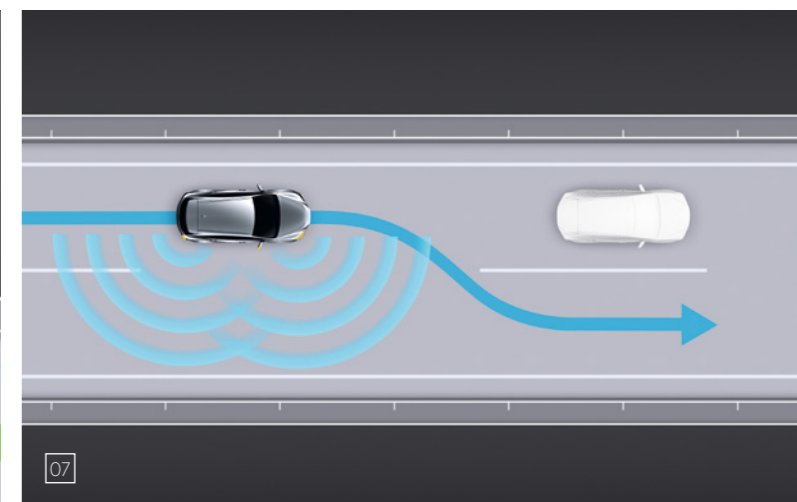
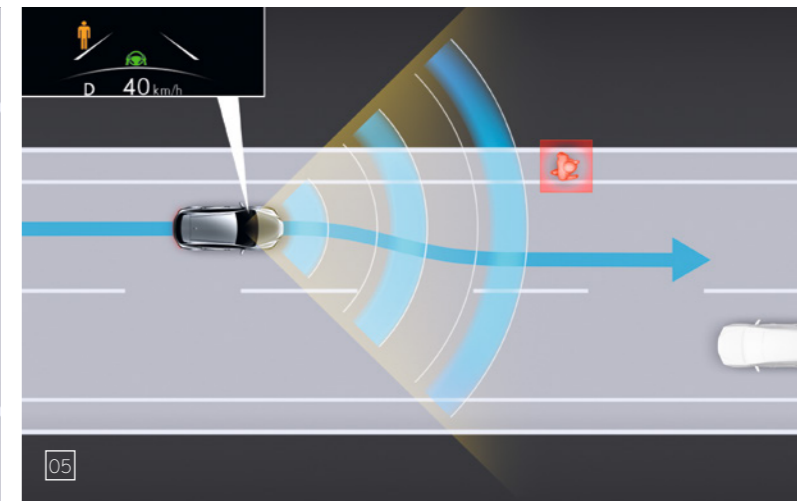
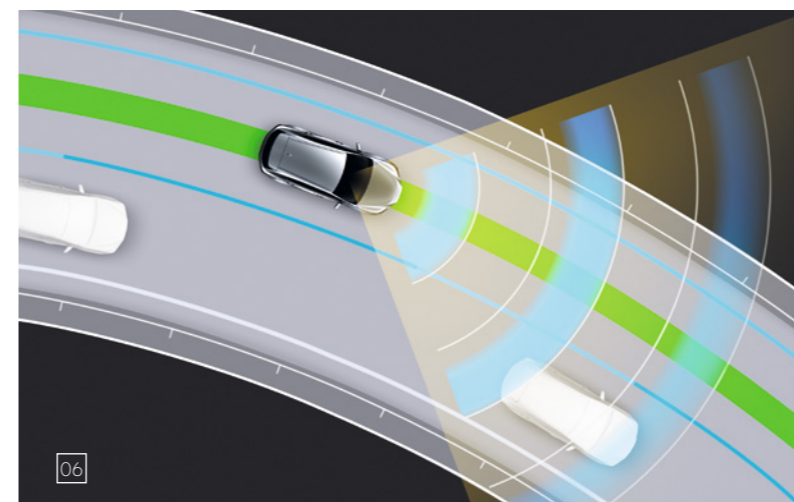
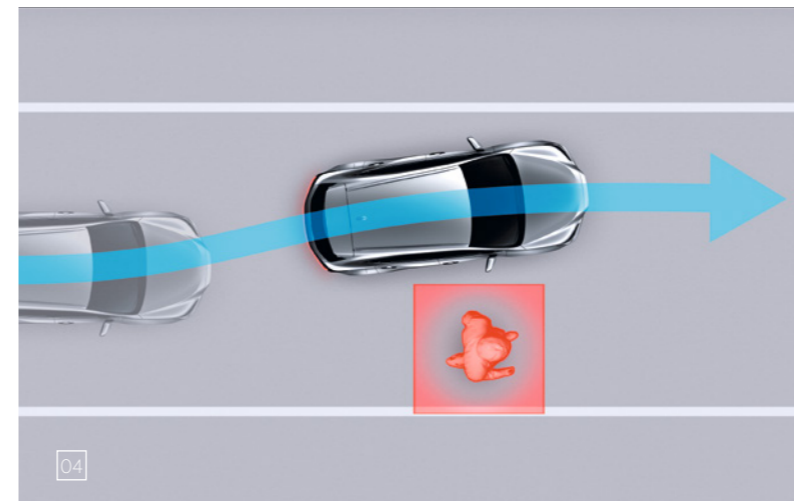
Upgraded Road Sign Assist (RSA) recognises traffic signs and provides information to the driver via the multi-information display. When linked to Dynamic Radar Cruise Control, the car's speed can be adjusted according to the speed limit recognised by RSA.

09. AUTOMATIC HIGH BEAM

Automatic High Beam detects oncoming vehicles at night and automatically dips the high beam headlights, reducing the danger of accidentally dazzling other drivers and allowing you concentrate on the road ahead.

10. BLADESCAN® ADAPTIVE HIGH-BEAM SYSTEM

Our pioneering BladeScan® Adaptive High-beam System (AHS) gives drivers an enhanced field of vision compared to conventional LED headlights. It works by projecting light from 12 LEDs onto a blade-shaped mirror rotating at 6000 rpm and then through a lens to produce a wide headlight beam. Exhaustive tests show that pedestrians and road signs can be seen earlier and without the risk of dazzling other drivers.



View Offers



Build Your RX

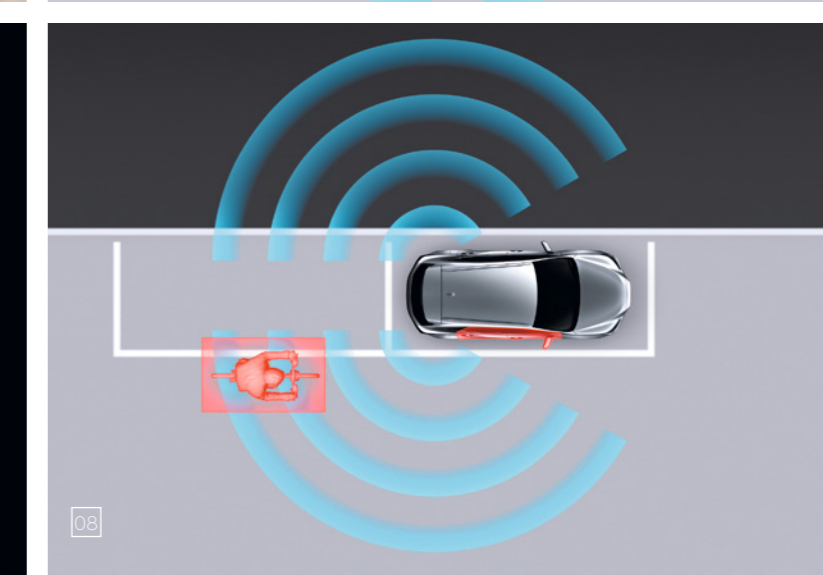
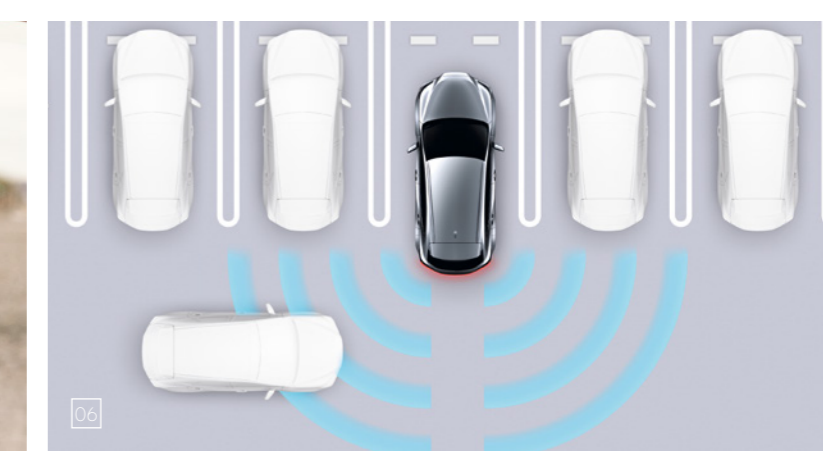



Find a Centre



Book a Test Drive





01. 12 SRS AIRBAGS

In addition to an immensely strong passenger safety cell, occupant protection is enhanced by 12 SRS airbags: a dual-stage airbag and knee airbag for the driver; single-stage airbag for the front passenger; centre airbag to reduce contact between the driver and front passenger; side airbags on the front seats and curtain shield airbags that run the full length of both cabin sides.

02. DRIVER MONITOR

Driver Monitor uses a camera mounted above the RX's steering wheel to constantly check the condition of the driver. The system is even able to slow or stop the car if driver fails to react to alerts.

03. DIGITAL PANORAMIC VIEW MONITOR

For easier driving in confined spaces, the Digital Panoramic View Monitor provides a live 360° view around and pre-recorded view under the car. It also creates a virtual 3D image of your RX, showing the vehicle as if seen from above, with on-screen guides to assist close-quarter manoeuvring and offers the following features:

Side Clearance View lets you check the clearance when passing another vehicle on a narrow road

Cornering View helps avoid mounting curbs when cornering

Front Cross Traffic Alert warns of approaching vehicles and obstacles, at the front and sides of the car

Pre-Collision System & Parking Support Brake warns of a possible collision and will even take preventive action

A view under the RX helps you drive on rougher surfaces

04. DIGITAL REAR-VIEW MIRROR

The Digital Rear-View Mirror displays images from a camera at the rear of the car. This 2nd generation system features a lighter bezel, wider view and reduced blind spots. It also enhances your view when the rear seats are occupied, the luggage space is loaded to the roof, or weather and visibility are poor.

05. BLIND SPOT MONITOR

Blind Spot Monitor detects vehicles in adjacent lanes that are not visible in the door mirrors up to 60 metres behind your RX. If the driver indicates to change lane and a vehicle enters the blind spot, a warning signal appears in the relevant door mirror.

06. REAR CROSS TRAFFIC ALERT

Rear Cross Traffic Alert helps avoid parking collisions during low-speed reversing. The system monitors the area at the rear of the RX and adjusts speed if it judges there is a possibility of contact with a vehicle. When necessary, the system alerts you with a buzzer, a warning on the 14" display and door mirrors and will even brake if required.

07. ADVANCED PARK

For added peace of mind a breakthrough Advanced Park system is also available, which provides automated control of the steering, shift operation and braking. It uses the car's array of four cameras and 12 ultrasonic sensors to gain an all-round picture of the immediate surroundings. It can also recognise your three most regularly used parking spots. And when leaving a parking space, the system will quickly activate to eliminate annoying waiting time.

08. SAFE EXIT ASSIST

The RX's e-Latch electronic entry and exit system is linked to the car's Blind Spot Monitor. The exclusive Safe Exit Assist function prevents occupants from opening the door in the event of traffic such as cars or cyclists approaching from the rear. Lexus estimates this system can help prevent more than 95% of the accidents caused by door opening.

Click right for more

02

03

04

05

06

07

08

- View Offers
- Build Your RX
- Find a Centre
- Book a Test Drive



01. EXTREMELY STRONG PLATFORM

The new RX is built on our GA-K platform, similar to that of the NX, but with a distinctive set-up: the rear has been redesigned to extend the wheelbase but also integrate additional cross members and braces to increase rigidity. This extra rigidity has allowed Lexus engineers to tune the suspension more accurately, improving both performance and comfort. The new platform is 90 kg lighter, and has a 15 mm lower centre of gravity. Whilst the wheelbase is extended by 60 mm yet maintaining the overall length and reducing the yaw, the track is wider and the wheels larger, making for a more confident stance and grip.

02. LIGHTER, QUIETER, PERFECT SOUND

To save weight on the new RX, Lexus engineers used advanced materials like 2 GPa high-tensile steel material for the centre pillars and aluminium for the wings and bonnet. The new structure also includes 1180 MPa steel for rocker reinforcement and 1470 MPa steel for roof rigidity. While ensuring Lexus-like quietness inside the cabin with sound-damping and vibration reduction measures, the team created sounds to add a sense of power and performance. They also perfected the luxury car door sound.

03. ADAPTIVE VARIABLE SUSPENSION*

Enabling a substantial hike in performance, the RX's new multi-link rear suspension delivers superior lateral stability and anti-squat characteristics. Capable of handling higher levels of torque, it also substantially reduces noise, vibration and harshness. Specially tuned to enhance drivability and handling around fast corners, Adaptive Variable Suspension (AVS) controls the damping force on all four wheels.

04. ADVANCED AERODYNAMICS

The new RX boasts excellent aerodynamics, thanks to a near-flat underbody and extensive wind tunnel testing. To refine airflow even further, Lexus designers and engineers worked on the shape of the lower front spoiler, airflow in the wheel arches, the shape of the car's sides and the lower rear bumper. The result is even greater vehicle stability, with reduced noise and drag. Lexus Chief Designer Suga-san calls this 'Functional Beauty'.

05. DRIVE MODE SELECT

Controlled via the 14" touchscreen, Drive Mode Select allows you to maximise your car's efficiency, dynamism or refinement using Eco, Normal, Sport and Custom modes.

06. HILL-START ASSIST CONTROL

Hill-start Assist Control maintains brake pressure to help prevent the RX from moving backwards when starting off on a slope. Hill-start Assist Control also minimises wheel-spin on slippery inclines.

* Available on RX 500h and Takumi of RX 350h and RX 450h+





01



02



03



04



05



06

01. F SPORT DESIGN

Accentuating RX's sporty credentials, the RX 500h F SPORT features dynamic enhancements in the execution of the front grille, skirts and the aerodynamic front and rear bumpers, which are further emphasised by details such as the striking black door mirrors, bespoke front and rear bumper spoilers, dark chrome side window frame mouldings and black roof rails. The F SPORT badge incorporates the curves of the iconic Fuji Speedway.

02. F SPORT 21" ALLOY WHEELS

Standard on RX 500h F SPORT, for a powerful sporting look this 10-spoke 21" wheel in striking matt black comes with matching front brake callipers with a white Lexus logo.

03. F SPORT STEERING WHEEL

Featuring the F SPORT logo, you'll sense a special kind of connectedness every time you take this wheel in your hands. Finished in perforated leather, the F SPORT gearshift design matches the steering wheel to create an exciting sports ambience.

04. F SPORT INSTRUMENTS

This F SPORT central meter features innovative 7" Thin Film Transistor technology and a design inherited from the iconic Lexus LFA supercar. The display has a tachometer needle and digital speed indicator, as seen on Lexus F marque cars.

05. F SPORT COCKPIT

A dedicated F SPORT central display meter perfectly complements the beautifully crafted F SPORT steering wheel that was developed with our 'Takumi' master drivers and features a shape specifically suited to sports driving. Finished in perforated leather, the gearshift design matches the steering wheel to create a united look. Drilled aluminium pedals and scuff plates add further excitement to the interior.

06. F SPORT SEATS

Available in a striking new one-tone trim, enjoy figure-hugging F SPORT seats similar to those on the LC sports coupé. All stitching on the seats, steering wheel, instrument panel and gearshift is overseen by our 'Takumi' master craftspeople. With bespoke leather upholstery colours such as Dark Rose or Black, alongside the Takumi-crafted ornamentation, the F SPORT interior is instantly arresting.

07. ACTIVE NOISE CONTROL

Developed to suppress any booming sounds from the RX 500h F SPORT's drivetrain, ANC produces noise cancelling waves based on engine speed and data from a cabin microphone. These waves are sent through the audio speakers, thus reducing noise and improving fuel efficiency.

08. ACTIVE SOUND CONTROL

For a more exhilarating drive, ASC produces sound tailored to the driving situation. Based on engine and the RX 500h F SPORT's speed, accelerator and drive force ratio, bespoke sounds are played through the audio speakers.

View Offers



Build Your RX



Find a Centre



Book a Test Drive



01. CONNECTED WALLBOX WITH CHARGING SOCKET

Equipped with one Type 2 charging socket, the 22 kW Connected Wallbox is a smart charging solution for home and semi-public applications. Featuring LAN, Wi-Fi and optional LTE, the integrated RFID module ensures fast and secure access. The Connected Wallbox is also prepared for use as a master unit and is suitable for multiple charge point applications.

02. MODE 2 CABLE

Mode 2 charging cables plug into your EV on one end, and a standard domestic socket on the other and the cable comes with In-Cable Control and Protection Device (IC-CPD) which is responsible for the control and communication between and the protection of the standard wall plug and the PHEV.

03. MODE 3 CABLE

When charging on the go, use this cable (available in 5 m, 7.5 m or 10 m lengths) to connect your RX to a public charging station.

04. CABLE BAG

This practical storage bag keeps your charging cable in good condition and prevents it from getting tangled or cluttering your luggage space. The large cable bag can fit 2 cables.

05. LEXUS GLOVE & TOWEL SET

When you are concerned about the cleanliness of your personal or public charging cable or when refuelling, the Lexus glove and towel set allows you to wipe clean and handle the charging cable or fuel nozzle in a safe and hygienic manner.



01



02



03



04



05



01. INTERIOR PACK

Textile floor mat

Luxurious yet protective black textile car floor mats. Made of sound-absorbing acuvellour, they are shaped for a perfect fit and the driver's mat has dual safety fixings to prevent it slipping. A premium textile and leather floor mat is also available.

Trunk liner

Tailored to fit the boot of your vehicle and provide protection against dirt and spills. The design features a special anti-slip surface pattern to help stop luggage moving.

Safety kit

A complete and handy solution for those who like to have everything in one place - safety jacket, warning triangle and first aid kit.

02. PROTECTION PACK

Rear seat protector

The Rear Seat back Protector protects the back of the seat from dirt and spills when it's folded down to load longer items. The textured surface helps to prevent items from shifting and sliding.

03. SUV PACK

Side step

The side step gives you easy access to the roof accessories while enhancing the rugged appeal of your car.

Front & Rear Set Mudflap

Lexus mud flaps are especially shaped to fit the wheel arches of your vehicle. They help maintain your car's good looks by protecting against excessive dirt, mud spray and flying stone chips.

04. STYLING PACK

Chrome Side sills

Contoured to integrate smoothly with the side of your car. Creating an elegant and powerful appearance.

Chrome rear lower trunk garnish

A touch of class along the lower edge of your car's boot.

Illuminated scuff plates

Lexus scuff plates add a stylish design feature while also protecting the door sill paintwork. Their brushed aluminium finish is highlighted by subtle logo illumination

05. ILLUMINATION

Illuminated trunk scuff plate

The illuminated trunk scuff plate guards the paintwork in the boot area, with extra styling detail to complement your vehicle's design.

Door lamp (puddle lamp)

Stylish feature lighting for easier access to your car. The white light automatically comes on when you open the front door. Adds not only reassuring convenience and safety on a dark night but also projects the Lexus logo beneath the open door.

06. TRANSPORT ACCESSORIES

Vertical Detachable Towing Hitch

The vertical detachable towing hitch has a tough anticorrosion surface and is designed so that you can easily attach and remove the tow ball at your leisure.

Cross Bars - Bike holder

These aerodynamic, lockable cross bars click easily into the roof rails on your Lexus RX. They are compatible with the panoramic roof and can be used with a wide range of other attachments.

Roof attachment - bike holder

This lockable, lightweight bike holder has special grips to secure both the bicycle wheels and the frame.



01



01



02



03



03



04



04



05



05



06



06



View Offers



Build Your RX



Find a Centre



Book a Test Drive



COLOURS | EXTERIOR

F SPORT WHITE 083 ¹	SONIC WHITE 085 ²	SONIC PLATINUM 1L2
SONIC GREY 1L1	SONIC TITANIUM 1J7 ²	GRAPHITE BLACK 223
MESA RED 3R1 ²	SONIC COPPER 4Y5	TERRANE KHAKI 6X4 ²
DEEP BLUE 8X5 ²	AZURE BLUE 8X1 ¹	

COLOURS | INTERIOR

TAHARA TRIM ¹	SMOOTH LEATHER ²
Black Ammonite Sand	Black Dark Sepia Hazel Ammonite Sand
SEMI-ANILINE LEATHER ³	F SPORT LEATHER ⁴
Black Dark Sepia Ammonite Sand	Black Dark Rose
INLAYS ⁵	F SPORT INLAY ⁵
Black Herringbone Pattern Film Ash Sumi Black Dark Bamboo	F Aluminium

¹ Exclusively on RX 500h Performance Hybrid
² Not available on RX 500h Performance Hybrid

Please note: due to printing variances, actual paintwork colours may vary slightly from those illustrated.

¹ Tahara trim is standard on Premium Pack
² Smooth leather is standard for Premium Plus Pack
³ Semi-aniline leather is standard for Takumi
⁴ F SPORT leather is standard on F SPORT
⁵ Black Herringbone Pattern Film is standard on Premium Pack and Premium Plus Pack. Dark Bamboo or Ash Sumi Black wooden inlays are selectable on Takumi. F Aluminium inlay is standard on RX 500h Performance Hybrid.

EXTERIOR	PREMIUM PACK	PREMIUM PLUS PACK	TAKUMI	F SPORT
Door mirrors: Heated, Auto-dimming, Auto-folding with Reverse Tilt function, turn indicators & Blind Spot Monitor	■	-	-	-
Door mirrors: Heated, Auto-dimming, Auto-folding with Reverse Tilt function, turn indicators, Blind Spot & Panoramic View Sensors	-	■	■	■
Front and rear one touch power windows, with voice command	■	■	■	■
Rain-sensing wipers	■	■	■	■
Front & Rear Ultrasonic Parking Sensors	■	■	■	■
Fully Automated Parking	-	-	■	□ ¹
Power Back Door	■	-	-	-
Power Back Door with kick sensor	-	■	■	□ ¹
Privacy UV glass (rear doors and tailgate)	■	■	■	■
F SPORT Front & Rear Bumpers	-	-	-	■
F SPORT Grille	-	-	-	■
Black Brake Calipers	-	-	-	■
Front & Rear Black Window Frame Mouldings	-	-	-	■
Front & Rear Silver Window Frame Mouldings	■	■	■	-
WHEELS				
19" wheels (235/60 R19 tyres)	■	-	-	-
21" wheels (235/50 R21 tyres)	-	■	■	-
21" F SPORT wheels (235/50 R21 tyres)	-	-	-	■

■ Available as standard.
 ○ Available as an option.
 □ Available as part of a pack.
 - Not available.

¹ F SPORT with Takumi Pack.

ACTIVE SAFETY AND DRIVING DYNAMICS	PREMIUM PACK	PREMIUM PLUS PACK	TAKUMI	F SPORT
Anti-lock Braking System (ABS)	■	■	■	■
Brake Assist System (BAS)	■	■	■	■
Traction Control (TRC)	■	■	■	■
Electronic Brake force Distribution (EBD)	■	■	■	■
Vehicle Stability Control (VSC)	■	■	■	■
Electronically Controlled Brake System (ECB)	■	■	■	■
Electric Power Steering (EPS), speed sensitive	■	■	■	■
Hill Assist Control (HAC)	■	■	■	■
Lexus Safety System+ 3 consisting of: - Dynamic Radar Cruise Control (DRCC) - Pre-Collision System (PCS) Day & Night - Lane Tracing Assist (LTA) - Road Sign Assist (RSA) - Over The Air updates (OTA)	■	-	-	-
Extended Lexus Safety System+ 3 consisting of (in addition to LSS+ 3): - Lane Change Assist (LCA) - Front Cross Traffic Assist (FCTA)	-	■	■	■
E-Latch with Safe Exit Assist	■	■	■	■
Adaptive High Beam System (AHS) with Bladescan technology - replaces AHB	-	-	■	■
Blind Spot Monitor (BSM) with Rear Cross Traffic Alert (RCTA)	-	■	■	□ ¹
Fully Automated Parking	-	-	■	■
Adaptive Variable Suspension (AVS)	-	-	■	■
All Wheel Drive (E-Four)	■	■	■	-
All Wheel Drive (DIRECT4)	-	-	-	■
Electronic parking brake	■	■	■	■
Automatic Transmission	■	■	■	■
Tyre Pressure Warning System	■	■	■	■
PASSIVE SAFETY				
Driver and front passenger dual stage airbag (2)	■	■	■	■
Driver knee airbag (1)	■	■	■	■
Front centre airbag (1)	■	■	■	■
Driver and front passenger side airbags (12)	■	■	■	■
Curtain shield airbags (front and rear) (2)	■	■	■	■
Passenger airbag cut-off switch (Total airbags: 8)	■	■	■	■
Front & Rear left/right seat belts with pre-tensioners: ELR (Emergency Locking Retractor)	■	■	■	■
Front & Rear left/right Force limiter & Tension reducers	■	■	■	■
Front & Rear left/right seatbelt reminders	■	■	■	■
2 x ISOFIX child rear seat restraints	■	■	■	■

■ Available as standard.
 ○ Available as an option.
 □ Available as part of a pack.
 - Not available.



View Offers



Build Your RX



Find a Centre



Book a Test Drive



EQUIPMENT | GRADES

SECURITY	PREMIUM PACK	PREMIUM PLUS PACK	TAKUMI	F SPORT
Thatcham Approved Category 1 (T1) Alarm and Immobiliser System	■	■	■	■
E-Latch	■	■	■	■
Customisable auto door lock	■	■	■	■
VIN etching	■	■	■	■
2 x remote key fobs	■	■	■	■
Motion Sensor Key	■	■	■	■
Locking wheel nuts (Thatcham approved)	■	■	■	■
AUDIO, COMMUNICATION & INFORMATION				
Wireless Apple CarPlay and Wired Android Auto®	■	■	■	■
Lexus Link Connected Services including over the air updates	■	■	■	■
DAB Radio	■	■	■	■
MM21 Lexus Link Pro				
- Connected services including 4 year subscription				
- Cloud based navigation				
- Cloud based voice assistant				
- Over the air updates	■	■	■	■
- Always online				
- 14" HD touchscreen				
- Embedded navigation				
12-speaker audio	■	■	-	■
21-speaker Mark Levinson® Premium Surround Sound System	-	-	■	□ ¹
6 USB ports (3 front USB C, 1 front USB A & 2 rear USB C)	■	■	■	■
12V Accessory port centre console & in luggage compartment	■	■	■	■
Wireless smartphone charger	■	■	■	■
Bluetooth® mobile phone connectivity	■	■	■	■
Head-up display	-	■	■	■

- Available as standard.
- Available as an option.
- Available as part of a pack.
- Not available.

¹ F SPORT with Takumi Pack.

Click right for more

EQUIPMENT | GRADES

SEATS	PREMIUM PACK	PREMIUM PLUS PACK	TAKUMI	F SPORT
Tahara man-made leather upholstery	■	-	-	-
Smooth leather upholstery	-	■	-	-
Smooth F SPORT leather upholstery	-	-	-	■
Semi-Aniline leather upholstery	-	-	■	-
8-way electrically adjustable front seats (D&P)	■	■	-	■
10-way electrically adjustable front seats (D&P)	-	-	■	-
Heated front seats	■	-	-	-
Heated and ventilated front seats	-	■	■	■
Heated and ventilated rear seats	-	-	■	□ ¹
2-way power lumbar support (D&P)	■	■	-	■
4-way power lumbar support (D&P)	-	-	■	-
Memory function for driver	-	■	-	■
Memory function for driver and front passenger	-	-	■	-
40:20:40 split folding rear seat	■	■	■	■
Manually adjustable rear seats	■	■	-	■
Electrically adjustable rear seats	-	-	■	□ ¹
LIGHTS				
3-projector Bi-Beam LED headlight with Auto High Beam (AHB)	■	■	-	-
3-projector Bi-Beam LED headlight with Adaptive High Beam System (AHS) and Bladescan technology	-	-	■	■
LED daytime running lights	■	■	■	■
LED front & rear fog lights	■	■	■	■
LED cornering lights	■	■	■	■
LED brake lights and rear lights with emergency brake signal	■	■	■	■
L-shaped rear light bar	■	■	■	■
LED indicators	■	■	■	■
Headlight cleaners	■	■	■	■

- Available as standard.
- Available as an option.
- Available as part of a pack.
- Not available.



View Offers



Build Your RX



Find a Centre



Book a Test Drive



EQUIPMENT | GRADES

INTERIOR COMFORT AND CONVENIENCE	PREMIUM PACK	PREMIUM PLUS PACK	TAKUMI	F SPORT
Push button start	■	■	■	■
Smart Keyless Entry	■	■	■	■
360° Panoramic View Monitor (PVM)	-	■	■	■
3-zone climate control air conditioning system	■	■	-	-
3-zone climate control air conditioning system with Nanoe-E	-	-	■	■
Auto-dimming interior rear view mirror	■	■	-	■
Digital rear view mirror	-	-	■	□ ¹
Tahara Leather steering wheel with paddle shifts	■	-	-	-
Power adjustable steering wheel	■	■	■	-
Heated steering wheel	■	■	■	-
F SPORT heated & power adjustable steering wheel	-	-	-	■
F SPORT Lever type shift-control	-	-	-	■
F SPORT Aluminium pedals	-	-	-	■
Lever type shift-control	■	■	■	-
Single colour ambient lighting	■	-	■	-
64 colour LED ambient interior illumination with 14 pre-set themed colour tones	-	■	■	■
2 x sun visors with vanity mirror and lamp	■	■	■	■
Textile carpet mats	■	■	■	■
AC Inverter 220V output	-	-	■	□ ¹

EQUIPMENT | PACKS

STORAGE	PREMIUM PACK	PREMIUM PLUS PACK	TAKUMI	F SPORT
Two-way opening centre armrest with storage	■	■	■	■
2 cup holders in centre console	■	■	■	■
Glove box	■	■	■	■
Front tray in front of centre console	■	■	■	■

OPTIONS	PREMIUM PACK	PREMIUM PLUS PACK	TAKUMI	F SPORT
Sun Roof	○ ²	-	-	-
Panoramic Roof	-	○ ³	■	○
Special Metallic Paint (Sonic White, Sonic Grey, Sonic Platinum, Sonic Titanium & Sonic Copper)	○	○	○	-
Special Metallic Paint (Sonic Grey, Sonic Platinum, Sonic Copper & Azure Blue)	-	-	-	○

View Offers



Build Your RX



Find a Centre



Book a Test Drive



■ Available as standard.
 ○ Available as an option.
 □ Available as part of a pack.
 - Not available.

¹ F SPORT with Takumi Pack.
² Premium Pack, with Sunroof.
³ Premium Plus Pack, with Panoramic Roof.

■ Available as standard.
 ○ Available as an option.
 □ Available as part of a pack.
 - Not available.

TECHNICAL DATA

ENGINE	RX 350h	RX 450h+	RX 500h
Capacity (cm ³)	2487	2487	2393
Cylinders / Valves	L4 / 16	L4 / 16	L4 / 16
Maximum power (DIN hp / kW @ rpm)	190 / 140 @ 6000	185 / 136 @ 6000	272 / 200 @ 6000
Maximum torque (Nm @ rpm)	239 @ 4300 - 4500	227 @ 3200 - 3700	460 @ 2000 - 3000
ELECTRIC MOTOR			
Type	AC synchronous, permanent magnet	AC synchronous, permanent magnet	AC synchronous, permanent magnet
Max power (DIN hp (kW) front/ rear)	182 (134) / 54 (40)	182 (134) / 54 (40)	87 (64) / 103 (76)
Maximum torque (Nm) front / rear	270 / 121	270 / 121	292 / 169
TRANSMISSION			
Type	Electronic-Continuously Variable Transmission	Electronic-Continuously Variable Transmission	6-speed Automatic
Drive	E-FOUR	E-FOUR	DIRECT4
TOTAL SYSTEM OUTPUT¹			
Total power (DIN hp / kW)	250 / 184	309 / 227	371 / 273
CHARGING			
Battery type	Bi-polar nickel-metal hydride	Lithium ion	Bi-polar nickel-metal hydride
Battery capacity (kWh)	-	18.1	-
Maximum charging power AC (kW)	-	6.6	-
0 - 100% charging time AC (h)	-	from 2.5 to 9	-
PERFORMANCE			
Maximum speed (km/h)	180	180	210
Acceleration 0-100 km/h (s)	7.9	6.5	6.2
FUEL CONSUMPTION² (l/100 km)			
Combined	6.6 - 6.3	1.2 - 1.1	8.3 - 8.0
CO₂ EMISSIONS² (g/km)			
Combined	149 - 143	26 - 25	189 - 182
EV RANGE² (km)			
Combined	-	67 - 68	-
EMISSION STANDARD²			
Euro Class	EURO 6d with OBD	EURO 6d with OBD	EURO 6d with OBD
WEIGHTS (kg)			
Gross vehicle	2660	2780	2750
Kerb weight (min. - max.)	1965 - 2065	2110 - 2240	2100 - 2190
CAPACITIES³			
Luggage volume - rear seat upright, loaded to tonneau cover / loaded to the roof (l)	461 / 612	461 / 612	461 / 612
Fuel tank capacity (l)	65	55	65
Towing capacity max.unbraked / braked (kg)	750 / 2000	750 / 2000	750 / 2000

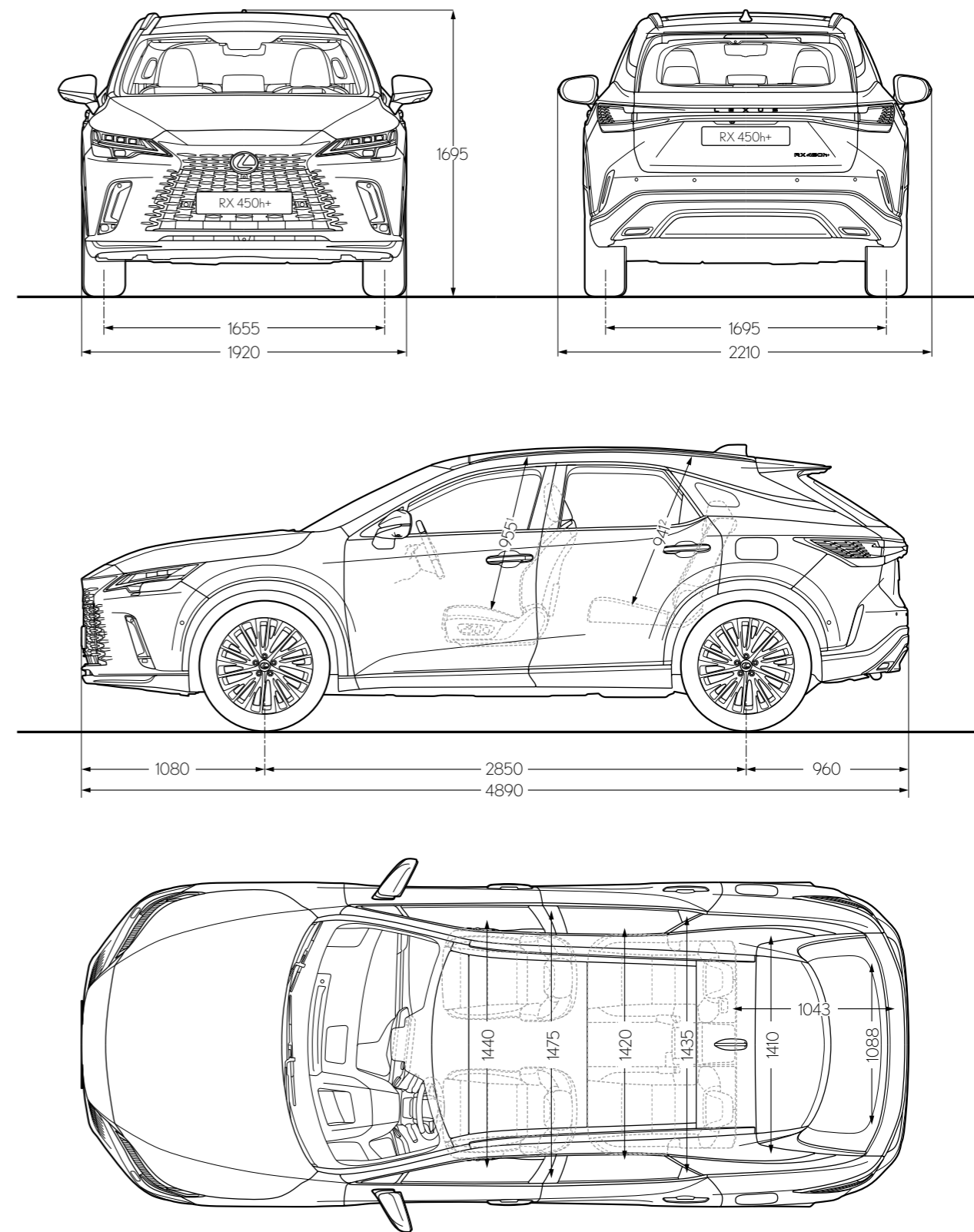
¹ Combined engine and electric motor.

² The fuel consumption and CO₂ values are measured in a controlled environment on a representative production model, in accordance with the requirements of the new WLTP European Regulation EC 2017/1151 and its applicable amendments. For each individual vehicle configuration, the final fuel consumption and CO₂ values may be calculated based on the ordered optional equipment. The fuel consumption and CO₂ values of your vehicle may vary from those measured or calculated values, as driving behaviour as well as other factors (such as road conditions, traffic, vehicle condition, tyre pressure, load, number of passengers, etc.) have an influence on a car's fuel consumption and CO₂ emissions. For more information regarding the new WLTP test method, please visit: www.lexus.eu/wltp#nedc

³ Towing capacity does not include tow-bar or other towing equipment as standard.

Please note: Target values are shown. All figures are provisional and subject to change without notice. Further Technical Data, including any updates, can be found at www.lexus.eu

TECHNICAL DATA



¹ The figure quoted applies with panoramic glass sunroof. When equipped with glass sunroof, the front seat headroom is 968. When equipped with standard roof, the front seat headroom is 1004.

² The figure quoted applies with panoramic glass sunroof. When equipped with glass sunroof, the rear seat headroom is 978. When equipped with standard roof, the rear seat headroom is 980.

Please note: the dimensions illustrated above are measured in millimetres.

BE OUR GUEST

HOW WE TREAT OUR CUSTOMERS IS GUIDED BY AN ANCIENT JAPANESE PHILOSOPHY OF HOSPITALITY.

Translated from the Japanese as 'hospitality and polite service', Omotenashi is about much more than excellence of service; it is an ancient concept centred around anticipating the needs of another, even before they arise. Omotenashi influences how we design and engineer our cars at Lexus, and equally how we treat you, the Lexus owner. Not just at the point of sale but over the life of your car. We want you to feel valued in every interaction you have with us. To feel more than a customer.

Whether as a private or fleet driver, you'll experience Omotenashi each time you visit our showrooms. In the warm reception on hand from friendly staff intent on welcoming you. In the inviting atmosphere and impressive facilities of the lounge, where you can enjoy refreshments, catch up on news, enjoy high-speed Internet or carry on with your work. And in the knowledge that our Lexus technicians are working with precision and efficiency to get you back on the road with minimum interruption to your day.

ADDITIONAL BENEFITS

3 YEARS' FREE LEXUS ROADSIDE ASSISTANCE

Whatever the situation, when you're driving your Lexus, we're just one call away with expert support at the roadside 24 hours a day, everyday of the year.

Free for three years from initial purchase of a new vehicle, 24 hours a day, 365 days a year assistance anywhere in the UK.

Home Start

One in four breakdowns happen at the home address. Home Start allows you to enjoy all the benefits of Lexus Roadside Assistance from your home address.

Personal Assistance

Lexus Roadside Assistance is designed to look after you - not just your vehicle. So even if you are a passenger in someone else's car you can still receive Lexus Roadside Assistance.

Roadside Assistance

Replacement vehicle

A replacement vehicle will be provided free of charge (excluding petrol and other consumables) for up to three days, provided we have taken your vehicle to a Lexus Centre for repairs following a breakdown.

Hotel accommodation

If a replacement vehicle is unavailable, we will arrange a hotel for you and your family for up to £150 per person to a maximum of £500, for one night.

Onward travel

If a replacement vehicle is unavailable and you would like to make your own travel arrangements following a breakdown, we will reimburse the cost of this up to £150 per person, to a maximum of £500.

European travel

If you travel across Europe your Roadside Assistance will travel with you, whether you are driving your Lexus or another car.

Medical assistance

If the driver of the car is certified ill, we will take you and your passengers to any single destination in the UK.

Lost or broken keys

If you lose or break your keys, Lexus Roadside Assistance will arrange for recovery of your vehicle to a local Lexus Centre. You will be responsible, however, for the cost of replacement keys.

WARRANTIES

THREE-YEAR COMPREHENSIVE WARRANTY

Any defect that is attributable to a manufacturing or an assembly defect under normal use is covered by your warranty. This provision applies for a period of three years or 60,000 miles, whichever comes first, with no mileage limit for the first year. In the event of a breakdown immobilising your Lexus, the cost of recovering it to the nearest Lexus Centre is also covered if that breakdown is the result of a warrantable defect.

GET UP TO 10 YEARS/100,000 MILES LEXUS WARRANTY*

Every new Lexus comes with a 3 year manufacturer warranty followed by a 12 months / 10,000 miles additional warranty, with every qualifying service.

THREE-YEAR SURFACE RUST AND PAINTWORK WARRANTY

The warranty offers three years of cover for surface rust and paint defects appearing on any of the painted body panels due to a fault in material or workmanship. There is no mileage restriction on this.

12-YEAR CORROSION PERFORMANCE WARRANTY

A 12-year unlimited mileage warranty covers the vehicle against rust perforation through any sheet metal body panel (subject to certain exclusions specified in the warranty booklet) occurring as a result of a manufacturing or assembly defect in the vehicle. The warranty booklet supplied with each new vehicle gives full details. This warranty is also transferable to subsequent owners.

SERVICE PLANS

Service plans are a flexible way of managing the cost of servicing your Lexus. With a service plan you can ensure that your vehicle is maintained to the standards you would expect from Lexus-trained technicians fitting the highest quality Lexus parts**. The Approved Pre-Owned service package can be tailored to your needs. Please contact your local Lexus Centre for a quote.

* Terms and conditions apply. For full details, please ask your official Lexus Centre, or visit www.lexus.co.uk/owners/warranty/lexus-warranty

** The service plans exclude cambelt/timing chain changes.





DISCOVER MORE ONLINE

Find out more about the new RX and even reserve your car online. Take time to explore which equipment grade best suits your lifestyle, learn about our world-class service and finance offerings and sign up to our regular newsletter. If you're interested in how the new RX feels to drive, you can also book a test drive online with your local Lexus Retailer.

<https://www.lexus.co.uk/new-cars/rx>

February 2023

Lexus created vehicles born from imaginative design, pioneering technology and craftsmanship. Only behind the wheel of one of our models can you truly experience amazing. Simply consult your local Lexus Centre to arrange a test drive at your convenience. To find out more about Lexus vehicles or to locate your local Lexus Centre, please visit our website www.lexus.co.uk or call 0845 278 8888 (calls cost 2p per minute plus your phone company's access charge.)

Accuracy and specification

All information contained in this brochure was correct at the time of going to print. Please note that while every effort is made to reproduce accurate information, we reserve the right to change specification, equipment and availability without prior notice. Images shown in this brochure may not be of UK models (for example, they may show left-hand drive vehicles) and may illustrate equipment that is only available on selected grades. Therefore, this brochure cannot be regarded as infallible and, as such, does not constitute an offer for sale of any particular vehicle shown.

Fuel consumption and emissions data

Figures are provided for comparability purposes; only compare fuel consumption and CO₂ figures with other cars tested to the same technical procedures. These figures may not reflect real life driving results. Fuel consumption and CO₂ produced varies significantly depending on a number of factors, including the accessories fitted (post-registration), driving style, conditions, speed and vehicle load.

All models and grades are certified according to the World Harmonised Light Vehicle Test Procedure (WLTP). All mpg and CO₂ figures quoted are full WLTP figures.

The official CO₂ figures for vehicles have changed, due to a change in the official method of calculation. CO₂ figures are used in the calculation of Vehicle Excise Duty (car tax) for new cars during their first year of registration. As a result, all CO₂ figures, car tax and 'on the road' prices for new vehicles, which were provided or displayed prior to 1 April 2020, may now have changed for vehicles which were not registered before that date. These dates may change, please visit www.vehicle-certification-agency.gov.uk/cb/wltp.asp for the latest information.

Choice of options and accessories fitted (pre-registration) may affect the official CO₂ figures, car tax and 'on the road' price.

For details of your preferred model and grade derivative, please contact your local Lexus Centre.

Safe driving

Lexus is committed to promoting safe and responsible driving at all times. None of the images contained in this brochure should be taken to promote any unsafe driving practice. All sound, entertainment and navigation accessories that may be included in our vehicles should always be used alongside legal and attentive driving. Additionally, any driver assistance and other safety features included in our vehicles are not designed to substitute safe and careful driving.

End-of-life vehicles

Taking care of the environment is a priority for Lexus. We strive to minimise the environmental impact of our vehicles throughout their life cycle - from design, production, distribution, sales and service to end-of-life. For more detailed information on environmental performance, please visit www.lexus.co.uk/environment

About Lexus

Lexus is a division of Toyota (GB) PLC registered in England & Wales with company number 0916634 with its registered office at Great Burgh, Burgh Heath, Epsom, Surrey KT18 5UX. Toyota (GB) PLC is an appointed representative of Toyota Insurance Management Limited and Toyota Financial Services (UK) PLC, both of which are authorised and regulated by the Financial Conduct Authority.